



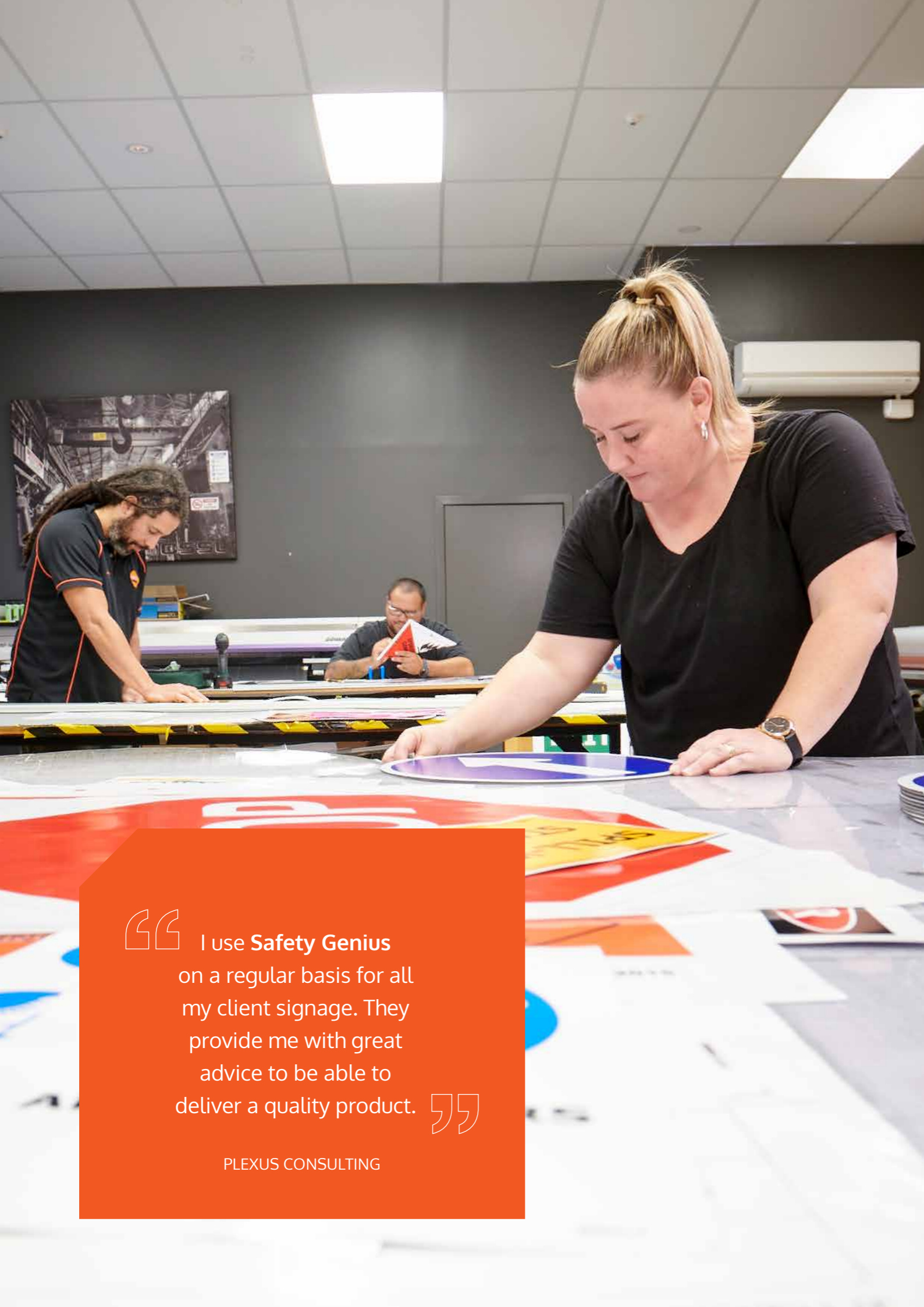
# PRODUCT CATALOGUE

**EXPERTS**  
YOU CAN TRUST



## CONTENTS

- 5 Why Signage?
- 7 Why are Safety Signs Important?
- 9 Safety, Sustainability and Innovation
- 9 Viewing Distances
- 10 Ordering Information
- 13 About Us
- 14 Custom-Made Signs
- 15 Starter Packs
- SAFETY SIGNS**
- 16 Hazchem Signs
- 20 Mandatory Signs
- 23 Please Signs
- 24 Notice Signs
- 26 Warning Signs
- 28 Prohibition Signs
- 30 Danger Signs
- 31 Fire Signs
- 32 Emergency Signs
- 33 Glow in the Dark Signs
- 35 Electrical Signs
- 36 Lockout/Tagout Signs
- GENERIC SIGNS**
- 44 Building Signs
- 45 Traffic Signs
- 46 TRANSPORT SIGNS**
- 50 CONSTRUCTION SIGNS**
- 52 FARMING SIGNS**
- 53 Security & Safety First Signs
- 54 Freestanding Signs
- 56 Tapes & Labels
- 58 Swing Signs & Gates



## WHY SIGNAGE?

Imagine a world without signage. Where would you go and how would you get there?

Your signage is often the public's first impression of you. This is your opportunity to make a positive impact while delivering all the safety messages needed to protect customers as they enter your premises.

Clear durable signage ensures your safety message is consistently displayed even when you're not there in person. Customers quickly pick up on visual cues and will appreciate your attention to safety details.

As well as being Safety Signage Experts, we also print a wide range of custom signage for just about any situation that you can think of. This is your marketing, your brand, and your identity on display for all to see!

Whether it is promoting your business, creating awareness, or providing instruction, the team at Safety Genius have 60+ years' combined experience to provide you with the right solution for your specific needs.



“ I use **Safety Genius** on a regular basis for all my client signage. They provide me with great advice to be able to deliver a quality product. ”

PLEXUS CONSULTING

[safetygenius.co.nz](https://safetygenius.co.nz)



## WHY ARE SAFETY SIGNS IMPORTANT?

Safety signs and labels are one of the main means of communicating health and safety information. All workplaces are required under the Health and Safety at Work Act 2015 and subsequent amendments, codes of practice and regulations, to provide a safe workplace.

Having a robust and effective health and safety system requires all hazards to be identified, then either eliminated, isolated or minimised. Compliant signage helps meet these requirements.

Most signs contain a symbol or pictogram and must be of a specific colour which clearly defines its meaning. Supplementary text may also be used to help understanding.



I love dealing with **Safety Genius**. They are super friendly and helpful. They have a great range and if they don't have it, they will make it! Orders are always delivered on time and nothing is ever a problem.



**Amelia Rieseberg** | SAFETY1ST NZ

### SAFETY SIGNS CAN BE SUMMARISED BY THE FOLLOWING:



Fire safety signs show the location of fire fighting equipment and alarms and give instruction (white symbol / text, red background)



Warning signs indicate immediate hazards exist/ are present and instruct that immediate care must be exercised. A symbol and text can describe the hazard (black text / symbol, yellow background)



Mandatory signs indicate an action that needs to be applied to the area to ensure work is carried out safely (white on blue / black text)



Emergency information signs are to indicate the location of related facilities such as exits, safety gear, etc (white symbol / text, green background)



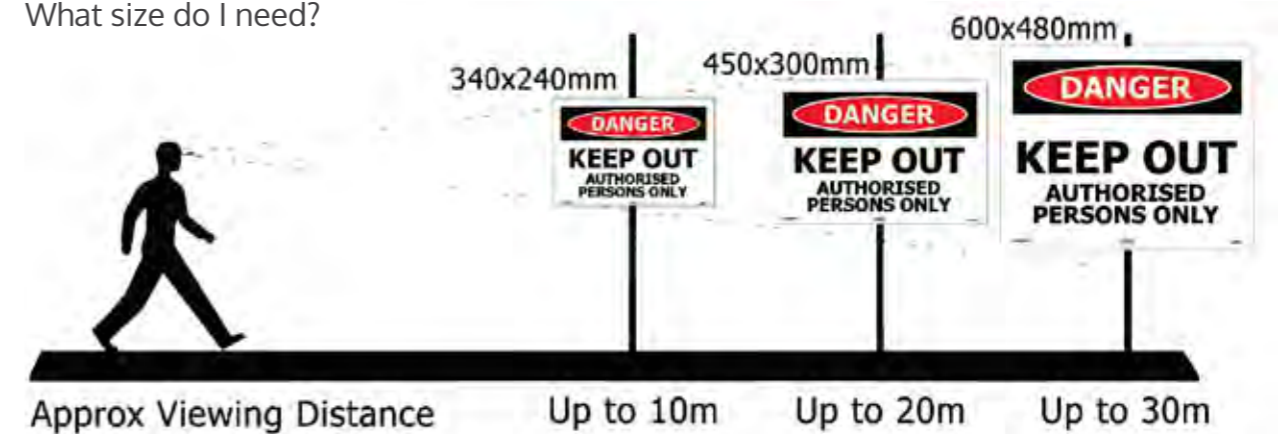
## SAFETY, SUSTAINABILITY AND INNOVATION

Clear, effective and long-lasting safety signage requires an understanding of design, materials and manufacturing.

As a New Zealand-based manufacturer of safety signage and safety solutions, we estimate about 95% of the products we sell are made in our factory in the Waikato. Our extensive range of print technology has extended our capabilities to print solvent-free and environmentally friendly jobs, whatever your printing and signage requirements may be.


## VIEWING SIZES

What size do I need?



“ Darwin and his team are our preferred supplier for signage and associated products they supply. We have always had great service and competitive pricing but more importantly we have developed a long term relationship that is based on **Safety Genius** going the extra mile. ”

Ross McGlone | WORKWEAR & SAFETY 2000 LTD



## ORDERING INFORMATION

Our safety signs and labels are made to suit New Zealand and Australian standards NZ/AS 1319-1994.

Our signs can be manufactured using varying types of material, giving you the option to find the best product for your environment.

Some of our core range of materials on hand are listed, but we are not limited to what is displayed here. We will manufacture or source supplies to meet our customer demand.

SELF-ADHESIVE	SA	Applied directly to substrate, suitable for exterior use to clean, flat surfaces
CORFLUTE	CF	Lightweight corrugated plastic board
ACM PANEL	ACM	Aluminium composite material, exterior use, UV stabilised – not magnetic
LUMINOUS	LUM	Glow in the dark
MAGNETIC	MAG	Flexible magnetic sheeting



## ABOUT US

It all started in a garage – Dad as the screen printer, the Sister as the sign maker and the Brother the accountant.

We focused on a specialty product – Safety Signage.

Staff were added, and we grew until the garage couldn't hold us any more.

A few years back, we changed our name, as we wanted a brand that would be easily recognised as an expert in Safety Signage.

Fast forward 10 years and the Safety Genius brand of products can be found all the way from Kerikeri to Invercargill, and plenty of places in between.

# CUSTOMISED SIGNS

Our company can produce signage to your exact requirements without lengthy turnaround times. By keeping well-informed and up-to-date with new and forthcoming regulations, we ensure you are getting the right product for your environment.



### STOCK SIGNS

Customise these stock signs with your own message or add your company logo!

Please Note: Our signs are robust and made to last when well maintained. Should general wear and tear – or vandalism – make your signage difficult to read, that's the time for replacment.

### ADD LAMINATE TO ANY SIGN

Clear protective laminate provides an extra layer of durable protection that will keep your signage looking new and fresh for much longer. Laminate your signs for:

**Durability & Longevity:** The protective laminate adds durability and prolongs the life of the print, reducing scratches and wear. Your signage will be much easier to clean with a laminated surface.

**UV Protection:** Your signs will retain their colour and contrast longer with the UV protection provided by laminate. This added layer of defence helps reduce fading caused by the sun.

**Minimising Damage:** Laminate protects your signs from damage caused by environmental conditions as well. The protective laminate guards your prints against heat, moisture, dirt, and dust.

# STARTER PACKS

Safety Genius Starter Packs are bundles of signs designed for cost savings for your particular business.

### OFFICE SIGN PACK



#### OFFICE SIGN STARTER PACK

- Includes:
- 1 x Assembly Point 240 x 340mm ACM | EM806-S
  - 1 x First Aid 240 x 340mm ACM | EM805-S
  - 1 x Exit 340 x 200mm ACM | EX701
  - 1 x Male 1 x Female 1 x Disabled 200 x 200mm ACM | GS1209, GS1208, GS1210
  - 1 x Reception 400 x 100mm ACM | GS1218

### FARM SIGN PACK



#### FARM SIGN STARTER PACK

- Includes:
- 1 x Hazchem Diesel Tank 680 x 620mm SA | HA950
  - 1 x Warning Multiple Hazard Area Hazchem 450 x 450mm ACM | WSHC
  - 3 x Fuel ID Tags – 1 x Unleaded, 1 x 2-Stroke, 1 x Diesel ACM | FTU, FT2S, FTD
  - 1 x First Aid 240 x 340mm ACM | EM805-S
  - 1 x Multiple Hazard Area Health & Safety Act 2015 240 x 340mm ACM | MS601-S

### WORKSHOP SIGN PACK



#### WORKSHOP SIGN STARTER PACK

- Includes:
- 1 x Assembly Point 240 x 340mm ACM | EM806-S
  - 1 x First Aid 240 x 340mm ACM | EM805-S
  - 1 x Exit 340 x 200mm ACM | EX701
  - 1 x Male 1 x Female 1 x Disabled 200 x 200mm ACM | GS1208, GS1209, GS1210
  - 1 x Reception 400 x 100mm ACM | GS1218
  - 1 x Fire Extinguisher 240 x 340mm ACM | FS902-S
  - 1 x Multiple Hazard Area Health & Safety Act 2015 240 x 340mm ACM | MS601-S
  - 1 x No Entry Authorised Personnel Only 240 x 340mm ACM | PS302-S

### FIRST AID SIGN PACK



#### FIRST AID SIGN STARTER PACK

- Includes:
- 1 x First Aid 240 x 340mm ACM | EM802-S
  - 1 x CPR Instructions 300 x 450mm ACM | CPR100-M
  - 1 x Emergency Eye Wash 240 x 340mm ACM | EM808-S
  - 1 x First Aid Fire Extinguisher Inside 200 x 100mm SA | FAFE-SA

### CONSTRUCTION SIGN PACK



#### CONSTRUCTION SIGN STARTER PACK

- Includes:
- 1 x First Aid 340 x 240mm ACM | EM802-S
  - 1 x Multiple Hazard Area Health & Safety Act 2015 240 x 340mm ACM | MS601-S
  - 1 x PPE Must be worn at all times 450 x 300mm ACM | MS635-M
  - 1 x Danger Keep Out Construction Site 450 x 300mm CF | CS1303-M
  - 1 x On Site Hazard ID Board 480 x 600 ACM | HIB1001-L
  - 1 x Danger Construction Multi Hazard Sign 600 x 900 CF | DCS2001



# HAZCHEM SIGNS

A substance is hazardous if it exceeds the threshold for one or more hazardous properties. Most hazardous substances will have more than one hazardous property; for example, petrol is flammable, toxic and ecotoxic.

Each of the seven listed properties below has different levels of hazard – from the least to the most hazardous. In New Zealand, the Hazardous Substances and New Organisms Act (HSNO Act) provides controls for all the hazardous properties of a substance.



Transporters, handlers, manufacturers or storers of dangerous goods



NZS 5433:1999 Transport of dangerous goods on land

## THE HAZARDOUS PROPERTIES ARE:

EXPLOSIVE	FLAMMABLE			OXIDIZING	TOXIC	RADIOACTIVE	CORROSIVE	ECOTOXIC
Class 1	Class 2	Class 3	Class 4	Class 5	Class 6	Class 7	Class 8	Class 9

# HAZCHEM SIGNS



## GHS – GLOBALLY HARMONISED SYSTEM



**GPH**  
Galvanised Placard Holder  
300 x 300mm  
Holder takes one  
295 x 295mm ACM sign



**TS001**  
400 x 400mm  
SA or ACM

SIZE MM	SA	ACM
50 x 50 24 per sheet	•	
100 x 100 pkt of 10	•	
250 x 250	•	
295 x 295		•
400 x 400		•

# HAZCHEM SIGNS

Each of us has a responsibility to help safeguard people and protect the environment, particularly when hazardous substances and dangerous goods are involved. People handling hazardous substances, including chemicals in the workplace, need immediate access to critical information such as:

- What hazardous substances are present.
- The nature and extent of the hazard presented by the substance.

- Any necessary precautions to use the substances safely and avoid any adverse environmental effects, and action required in an emergency.

Simple requirements such as product labels, workplace and transport documentation and warning signage are essential aids to recognise hazards quickly and accurately manage associated risk.

Source: Signage for Premises Storing Hazardous Substances & Dangerous Goods - New Zealand Industry Council Inc.



TS152  
600 x 150 ACM | SA



TS153  
600 x 150 ACM | SA



TS154  
600 x 150 ACM | SA



FS140  
400 x 600 ACM | SA



FS170  
600 x 480 ACM | SA

## TRANSPORTING DIESEL AND OTHER ENVIRONMENTALLY HAZARDOUS SUBSTANCES (UN 3077 AND UN 3082)



For containers over 5 litres up to 25 litres  
TS200  
50 x 50 diamonds  
Overall label size 150 x 200



For containers over 25 litres  
TS201  
100 x 100 diamonds  
Overall label size 300 x 200



TS130



TS125

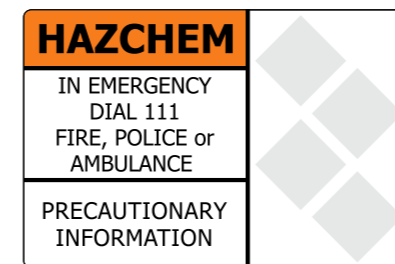


TS111

For Tank Wagons, Tank Trailers and containers over 450 litres  
250 x 250 diamonds  
Emergency Information Panel  
297 x 420 (S) or 400 x 600 (L) SA | ACM



TS107  
Sizes start from 600 x 400  
1-6 DG labels available on ACM | SA

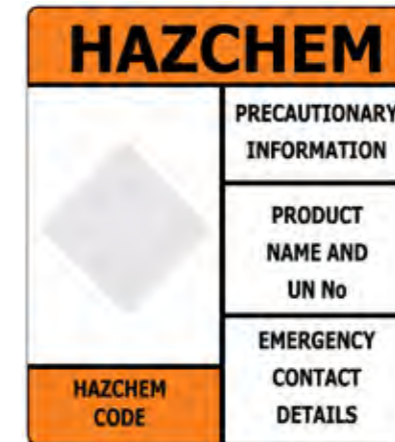


TS177  
Sizes start from 600 x 400  
1-4 DG labels available on ACM | SA

### SITE ENTRANCE HAZCHEM SIGNS

Entrance signs are required on the main entrance to the property. This may also include transition areas within the site that are not direct entrances to the storage area. An entrance Hazchem sign will include the following information:

- All Dangerous goods diamonds 100 x 100mm related to product stored on site
- Emergency contact information

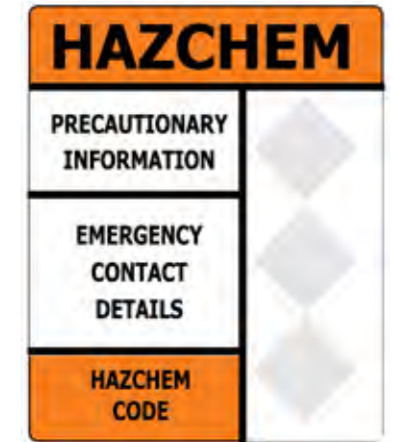


TS150  
Sizes start from 800 x 900  
1 DG labels available on ACM | SA

### BULK STORAGE AREAS

Where there is bulk storage of hazardous chemicals, a Hazchem sign is needed. The requirement for bulk storage signage is determined by the quantities outlined in the HSNO approved Code of Practice. A Bulk Storage Hazchem sign includes the following information:

- The word HAZCHEM at 100mm high on a Orange background
- The 250mm dangerous goods diamond relative to the product being stored
- Precautionary information (i.e No Smoking, No Naked Flames)
- The Hazchem Code 100mm high
- The UN No. and the name of the product
- On site emergency contact information



TS151  
Sizes start from 480 x 600  
3 DG labels available on ACM | SA

### MIXED STORAGE HAZCHEM SIGNS

For storage areas that have more than one hazardous substance stored. A Mixed Storage Hazchem sign will include the following information:

- All Dangerous goods diamonds 100 x 100mm related to product stored on site
- Precautionary information (i.e No Smoking, No Naked Flames)
- Emergency contact information



### Safety Data Sheet Document Holder SDS-DH

- Safety Data Sheet holder – holds A4 sheets.
- Constructed from high quality polyethylene – resistant to corrosion, no risk of rust, and also weatherproof.
- Approx. measurements (mm) 308 x 230 x 45 (H x W x D)
- Attach this to your Dangerous Goods Cabinet or to the outside of your building so all your Hazardous Substance Data Sheets are readily available.

# MANDATORY SIGNS

**Mandatory signs definition**  
 A blue circle with white symbols denoting a sign that indicates a specific course of action must be taken

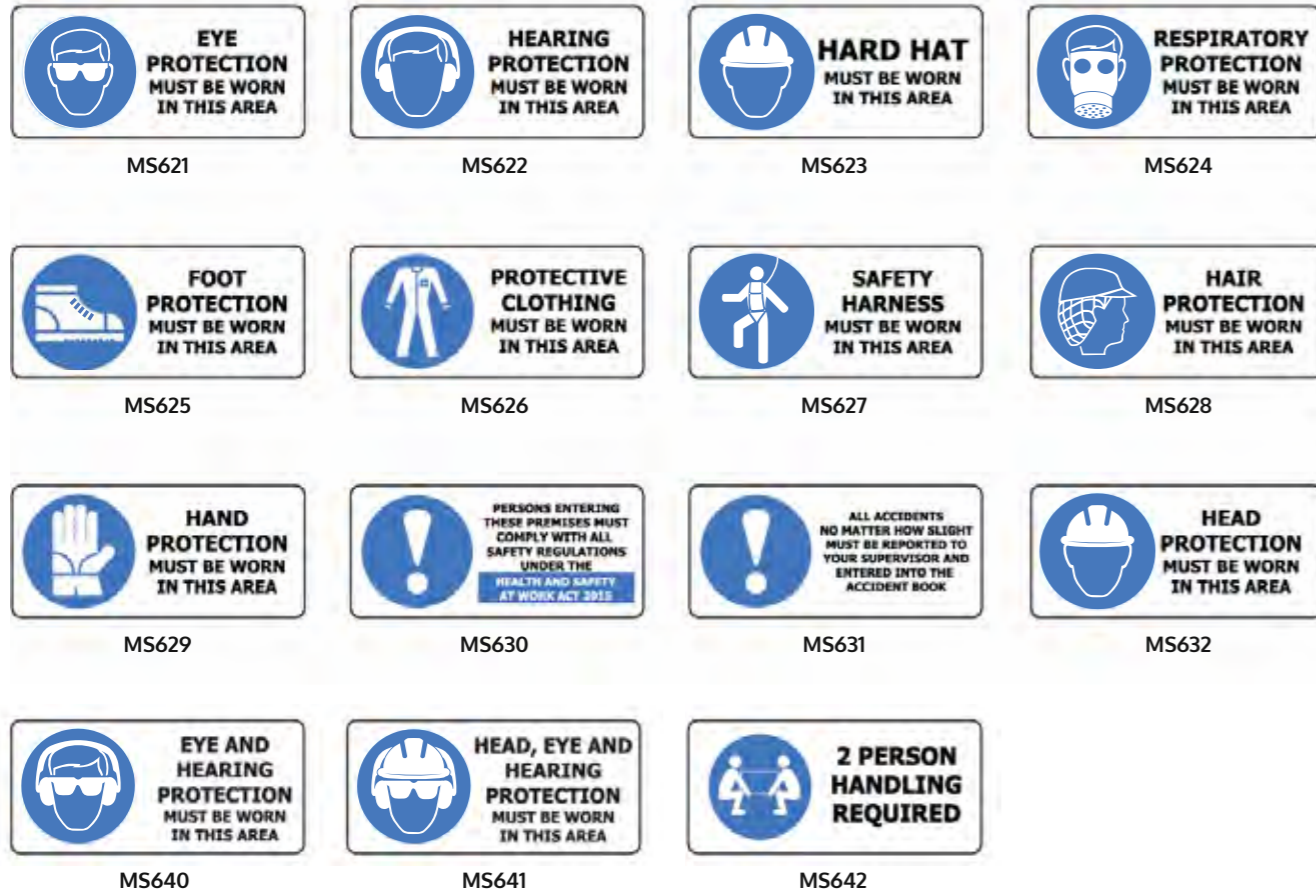


Icons can be customised



SIZE MM	SA	ACM
170 x 250	•	
240 x 340		•
300 x 450		•
480 x 600		•

# MANDATORY SIGNS



SIZE MM	SA	ACM
330 x 145	•	
450 x 200		•

# PLEASE SIGNS



SIZE MM	SA	ACM
250 x 170	•	
340 x 240		•
450 x 300		•
600 x 480		•

# NOTICE SIGNS



Customise your own multiple warning sign with symbols / images and text to suit your specific requirements

SIZE MM	SA	ACM
250 x 170	•	
340 x 240		•
450 x 300		•
600 x 480		•

INSERT YOUR CHOSEN IMAGES HERE



# WARNING SIGNS



WS201 WS202 WS203 WS204 WS205 WS206



WS207 WS208 WS209 WS210 WS211 WS212



WS213 WS214 WS215 WS217 WS250 WS251

SIZE MM	SA	ACM
250 x 170	•	
340 x 240		•
450 x 300		•
600 x 480		•



WS252 WS253



WS238 WS239 WS240 WS241 WS242



WS243 WS244 WS245 WS246 WS247

SIZE MM	SA	ACM
330 x 145	•	
450 x 200		•



WS219 WS220 WS221 WS222 WS223 WS224 WS225



WS226 WS227 WS228 WS229 WS230 WS231 WS232



WS233 WS234 WS235 WS236 WS237 WS300

SIZE MM	SA	ACM
170 x 250	•	
240 x 340		•
300 x 450		•
480 x 600		•



WS1030 WS1031 WS1032 WS1034 WS1035 WS1036 WS1037

SIZE MM	SA	ACM
100 x 150	•	

# PROHIBITION SIGNS



PS300 PS301 PS302 PS303 PS304



PS305 PS306 PS307 PS308 PS309



PS310 PS311 PS312 PS313 PS314



PS327 PS328 PS329 PS346 PS347

SIZE MM	SA	ACM
170 x 250	•	
240 x 340		•
300 x 450		•
480 x 600		•



PS348 PS349



PS315 PS316 PS317



PS318 PS319 PS320



PS321 PS322



PS324 PS325



PS330 PS331 PS332



PS323  
100 x 100 | SA | ACM



PS326  
Card of 4 labels  
40 x 50 | SA



PS340  
Folded PVC  
100 x 100

**Prohibited signs definition**  
Danger and Prohibition Signs in red alert users to nearby obstacles or areas where restrictions or hazards are in place.

SIZE MM	SA	ACM
330 x 145	•	
450 x 200		•

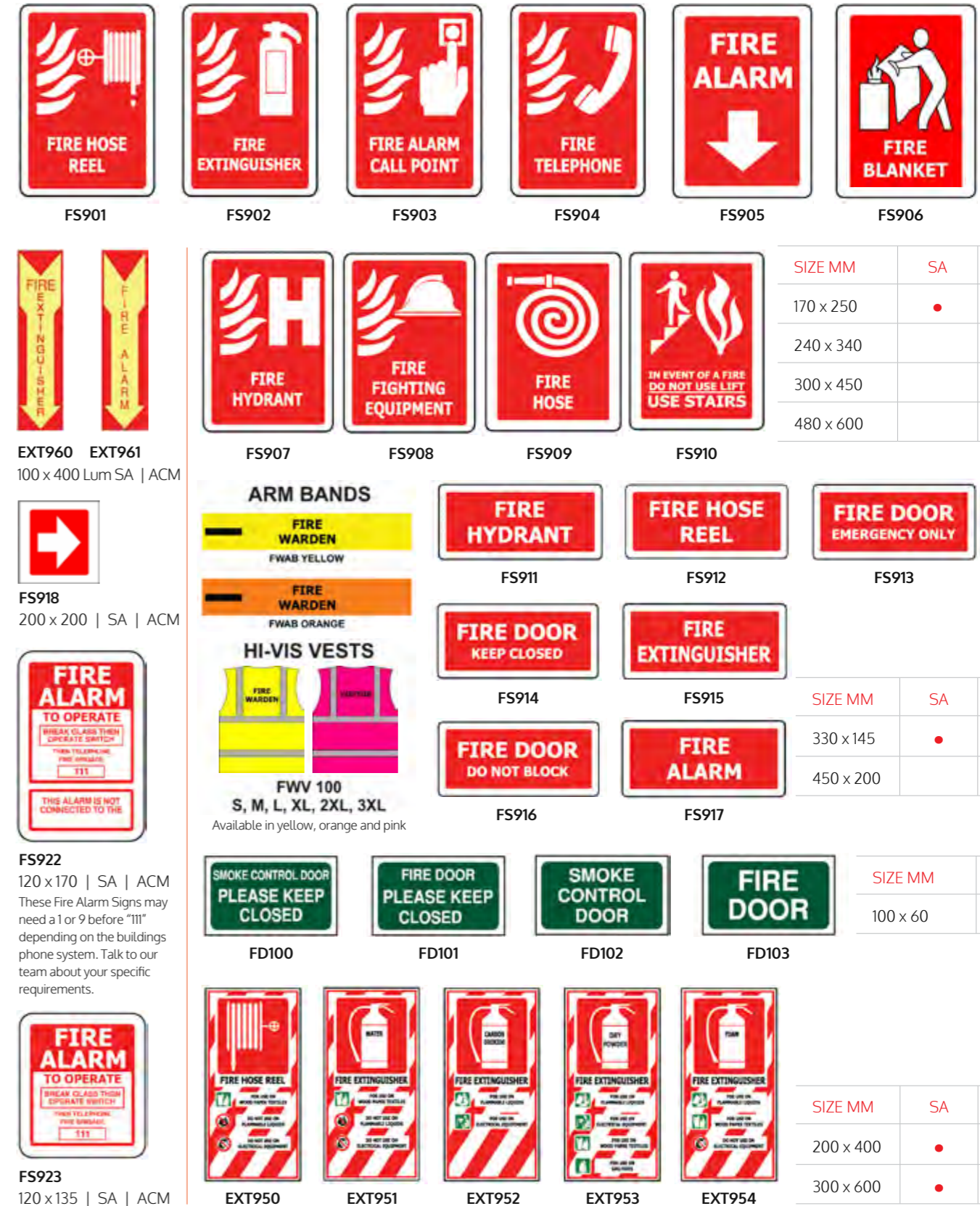
SIZE MM	SA	ACM
200 x 200	•	•

# DANGER SIGNS



SIZE MM	SA	ACM
250 x 170	•	
340 x 240		•
450 x 300		•
600 x 480		•

# FIRE SIGNS



SIZE MM	SA	ACM
170 x 250	•	
240 x 340		•
300 x 450		•
480 x 600		•

SIZE MM	SA	ACM
330 x 145	•	
450 x 200		•

SIZE MM	SA
100 x 60	•

SIZE MM	SA	ACM
200 x 400	•	•
300 x 600	•	•



# EMERGENCY SIGNS



**EX701** 340 x 200 SA | ACM  
**EX703** 250 x 170 | SA 450 x 300 | ACM  
**EX705** 340 x 200 SA | ACM  
**EX707** 240 x 100 | SA | ACM  
**EX708** 300 x 100 | SA | ACM



**EX709** 450 x 200 | SA | ACM  
**EX710** 330 x 145 | SA 450 x 200 | ACM  
**EX711 (L OR R)** 330 x 145 | SA 450 x 200 | ACM  
**EX712** 450 x 200 SA | ACM



**EX713** 330 x 145 | SA 450 x 200 | ACM  
**EX714 (L OR R)** 330 x 145 | SA 450 x 200 | ACM  
**EX715** 330 x 145 | SA 450 x 200 | ACM



**EX716 (L OR R)** 330 x 145 | SA 450 x 200 | ACM  
**EX720** 100 x 50 | SA | ACM  
**BPA** 250 x 100 | SA | ACM



**FS918** 200 x 200 | SA | ACM  
**EX702** 200 x 200 | SA | ACM  
**EX706** 100 x 100 | SA | ACM  
**EX722** 200 x 200 | SA | ACM



**EM890** 100 x 100 | SA  
**EM891** 100 x 100 | SA  
**FAFE** 200 x 100 | SA



**EM809** 240 x 300 | SA | ACM



**EM810** 240 x 300 | SA | ACM



**EM888** 300 x 450 | ACM 480 x 600 | ACM



**EM801** **EM802** **EM803** **EM804**



**EM805** **EM806** **EM807** **EM808** **EM811**



**EM812** **SDS804** **CPR 100** **AED100**



**SKYA800** **SKGA801** **SKY802** **SKG803**

SIZE MM	SA	ACM
170 x 250	•	
240 x 340		•
300 x 450		•
480 x 600		•

## GLOW IN THE DARK



**LUME1704** 150 x 150 ACM  
**LUME1703L** 300 x 200 ACM  
**LUME1703R** 300 x 200 ACM  
**LUME1702** 240 x 150 | ACM 300 x 200 | ACM  
**LUME1705L** 240 x 150 | ACM 300 x 200 | ACM  
**LUME1705R** 240 x 150 | ACM 300 x 200 | ACM



## ELECTRICAL SIGNS



ES1001



ES1002



ES1003



ES1004



ES1010

SIZE MM	SA	ACM
250 x 170	•	
340 x 240		•
450 x 300		•
600 x 480		•



ES1006  
330 x 145 | SA  
450 x 200 | ACM



ES1005  
330 x 145 | SA  
450 x 200 | ACM



FL1511



FL1518



ES1021



ES1022



ES1023

200 x 80 | SA | ACM



ES1025 DS  
65 x 200 | PVC  
Double sided pack of 50 tags giving you the option of a portrait or landscape message. Easy to fix in place with multiple pre-drilled holes.



ES1030  
50 x 50 | 100 x 100  
200 x 200 | SA | ACM



WS1031  
100 x 150 | SA



ES1007



WS229

SIZE MM	SA	ACM
170 x 250	•	
240 x 340		•
300 x 450		•
480 x 600		•

## PADLOCKS

Portable Padlock  
Lockout Station (12 holes)  
PPLS – 12



- Made from engineering plastic this sturdy unit can carry up to 12 padlocks

Safety Padlock  
38mm Hasp  
SKU: SPL 38



- A 38mm high, 6mm wide steel hasp (shackle)
- PA body
- Features a 6 pin lock cylinder, key retention, and 2 keys per lock
- This padlock will tolerate temperatures from -57° to +177°

Safety Padlock 38mm Dielectric Hasp  
SKU: SPLD 38



- A 38mm high, 6mm wide nylon hasp (shackle)
- PA body
- Features a 6 pin lock cylinder, key retention, and 2 keys per lock
- This padlock will tolerate temperatures from -57° to +177°

Safety Padlock 38mm  
Thin Shackle  
SKU: SPLT 38



- A 38mm high, 4mm wide steel THIN hasp (shackle)
- PA body
- Features a 6 pin lock cylinder, key retention, and 2 keys per lock
- This padlock will tolerate temperatures from -57° to +177°

Safety Padlock Dust Proof  
SKU: SPLDP 38



- A 38mm high, 6mm wide steel hasp (shackle)
- PA body
- Features a 6 pin lock cylinder, key retention, and 2 keys per lock.
- This padlock will tolerate temperatures from -57° to +177°
- Plus dust proof rubber sleeves at the bottom of the hasp and a dust proof cover over the key hole

Safety Padlock 76mm Long Shackle  
SKU: SPL 76



- A 76mm high, 4mm wide steel LONG hasp (shackle)
- PA body
- Features a 6 pin lock cylinder, key retention, and 2 keys per lock.
- This padlock will tolerate temperatures from -57° to +177°

CODE = SKU + COLOUR + either KD (Keyed Differently) OR KA (Keyed Alike) e.g. CODE = SPL 38 YELLOW KD

## HASPS

Lockout Hasp 25mm  
LOH25



- Galvanised Steel Hasp with Nylon PA coated handle
- The Hasp's internal diameter is 25mm, and its 6 lockout holes are 10mm in diameter

Lockout Hasp 38mm  
LOH38



- Galvanised Steel Hasp with Nylon PA coated handle
- The Hasp's internal diameter is 38mm, and its 6 lockout holes are 10mm in diameter

Lockout Hasp Long 43 x 173  
LOHL – K42



- Push design Nylon lockout hasp with 9mm diameter holes for padlocks

Snap On Lockout Hasp Red  
SOLH – RED



- Aluminium snap on lockout, for up to 5 padlocks
- Lightweight but sturdy
- Internal height of the Hasp's main loop is 55mm

Lockout Hasp 25mm  
LOH6Y – K51



- Aluminium lockout hasp, for up to 6 padlocks
- Lightweight but sturdy
- Internal height of the Hasp's main loop is 33mm

# ELECTRICAL LOCKOUT

Miniature Circuit Breaker Yellow  
10mm wide  
MCB – Y 45X25



- Reinforced Nylon PA
- Easy to lock with a screwdriver
- Accommodates one safety padlock

Miniature Circuit Breaker Blue  
23mm wide  
MCB – Y 51X25



- Reinforced Nylon PA
- Easy to lock with a screwdriver
- Accommodates one safety padlock

Medium Circuit Breaker Yellow  
MCB – Y 125X63



- Reinforced Nylon PA
- Easy to lock with a screwdriver
- Accommodates one safety padlock

Miniature Circuit  
Breaker Pin Out  
MCBPO – D01



- Made from Nylon PA
- Pin OUT for hole spacing up to 12mm

Miniature Circuit  
Breaker Pin In  
MCBPI – D02



- Made from Nylon PA
- Pin IN for hole spacing up to 12mm

Switch Lockout  
Case 50 x 47  
SWLOC



- High strength transparent resin case, to prevent access to buttons
- Inner diameter of hole in red base is 22mm

Electrical Plug Lockout  
EPL



- Made from PP Engineering Plastic
- Will accommodate 2 padlocks for safe lockout
- Available in 3 sizes to suit:  
13mm cable | EPL – 13  
20mm cable | EPL – 20  
25mm cable | EPL – 25

Circuit Breaker for up to 12mm switch  
CB – D17



- Die-cast aluminium with plastic coating
- Accommodates a 12mm thick switch, and 1 padlock for safe lockout

Basic Lockout Kit  
BLK



- Handy carry pouch
- 5 hardwearing lockout tags
- 2 x yellow MCB 10mm wide
- 1 x blue MCB 23mm wide
- 1 x 38mm Safety Padlock - steel hasp
- 1 x 38mm Safety Padlock – dielectric hasp
- 1 x Plastic Lockout Hasp Long

## SERVICING YOUR SAFETY NEEDS

At Safety Genius, we provide health and safety signage and solutions to support a range of industries:



### Electrical

We provide for all electrical signage and solutions to ensure maintenance and repair can be undertaken safely.



### Manufacturing

Our range of signage helps to ensure workplace health and safety standards are met and staff can work in a safe environment.



### Roading

Visibility is essential in the roading industry, for staff and vehicles. Our range of signage ensures your brand won't be missed.



### Construction

Keeping construction sites safe and secure requires a range of effective signage solutions. At Safety Genius we have them all.

Check out our full range online [safetygenius.co.nz](https://www.safetygenius.co.nz)

# LOCKOUT TAGS

DANGER (White) Do Not Operate  
 – Tags Pkt 25  
 ESI051 SYNTHETIC 80X145



- Hardwearing write-on tags

DANGER (White) Do Not Operate  
 – Tags Pkt 25  
 ESI060 SYNTHETIC 80X145



- Hardwearing write-on tags

DANGER (Red/White) Locked Out  
 – Tag Pkt 25  
 ESI061 SYNTHETIC 80X145



- Hardwearing write-on tags

WARNING Out Of Service  
 – Tags Pkt 2  
 ESI053 SYNTHETIC 80X145



- Hardwearing write-on tags
- Double sided – same on both sides

WARNING – Blank Tags Custom  
 Printed – Pkt 25  
 ESI057 SYNTHETIC 80X145



- Hardwearing write-on tags
- Double sided – same on both sides
- We can custom print your message on these tags

OUT OF SERVICE Do Not Operate  
 (yellow / black chevron) – Tags Pkt 25  
 ESI070 SYNTHETIC 80X145



- Hardwearing write-on tags

# LOCKOUT STATIONS

Lockout Station 4  
 LOS4



- Available with or without components
- LOS4C | With components  
 4 SPL 38 – RED padlocks  
 2 x 25mm hasps  
 25 lockout tags

Lockout Station 10  
 LOS10



- Available with or without components
- LOS10C | With components  
 10 SPL 38 – RED padlocks  
 4 x 25mm hasps  
 50 lockout tags

Lockout Station 20  
 LOS20



- Available with or without components
- LOS20C | With components  
 20 SPL 38 – RED padlocks  
 6 x 25mm hasps  
 100 lockout tags

Lockout Box Red  
 230 x 150 x 95  
 LOBR



- A portable lockbox to secure keys while equipment is being worked on. Each authorised employee places a personal lock onto the box, removing them only when repairs are complete.
- Accommodates up to 12 padlocks for extra safety.
- Padlocks sold separately

Lockout Box Red Large Vertical  
 163 x 350 x 95  
 LOBR – LV



- A large portable lockbox to secure keys while equipment is being worked on. Each authorised employee places a personal lock onto the box, removing them only when repairs are complete.
- Padlocks, Hasps etc sold separately

Steel Case Lockout  
 Station 30 – board only 580 x 30 x 90  
 LOS30 – STEEL CASE



- Steel Case with transparent and lockable front lid
- LOS30C – STEEL CASE | With components

# GATE VALVE & CABLE LOCKOUTS

Gate Valve Lockout  
GVL



- 5 diameter sizes available:  
25 – 64mm | GVL 25 – 64MM  
64 – 127mm | GVL 64 – 127MM  
127 – 165mm | GVL 127 – 165MM  
165 – 254mm | GVL 165 – 254MM  
254 – 330mm | GVL 254 – 330MM

Adjustable Cable  
Lockout 6mm, 1.8m  
ACL – 6MM (1.8M)




- 1.8m long, 6mm thick cable lockout
- Accommodates up to 4 padlocks

Fuel Tags  
FT2S | 2 STROKE  
FTU | UNLEADED  
FTD | DIESEL



- Fuel tags can be removed and re-attached as required with a simple locking feature, and includes the appropriate Hazchem label on the back of the tag.
- Sold as a packet of 10

Plastic Lead Hook  
PLHY



- Hardwearing plastic hooks to keep your cables off the ground – preventing slips and trips!
- Sold as a packet of 10

Pneumatic Lockout Scissor Action  
PNL – SA



- Applied to pneumatic fittings to prevent reconnection to any source of pressure e.g. air compressors.

# PVC TAGS

Double sided PVC tags  
ES1025 – DS



- Double sided pack of 50 tags giving you the option of a portrait or landscape message. Easy to fix in place with multiple pre-drilled holes.

Safety Data Sheet Document Holder  
SDS – DH



- Constructed from high quality polyethylene – resistant to corrosion, no risk of rust and also weatherproof
- Approx. measurements (mm) 308H x 230W x 45D – holds A4 sheets

Wall Mounted Red / White Retractable Belt  
WMRWB – 3 or 5 or 10 (length)

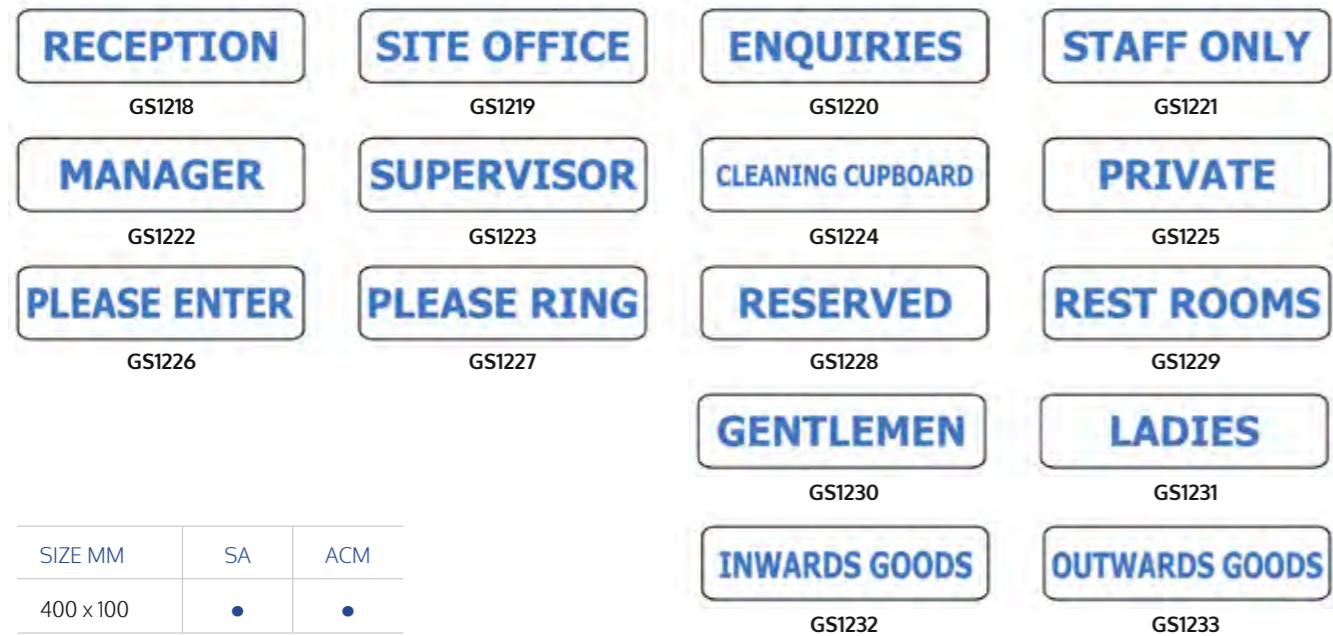


- A retractable belt house in a plastic case. Comes with receiver for connecting to the wall opposite the housing
- Available in 3 lengths: 3m, 5m, 10m

# BUILDING SIGNS



SIZE MM	SA	ACM
200 x 200	•	•



SIZE MM	SA	ACM
400 x 100	•	•

# TRAFFIC SIGNS



SIZE MM	SA	ACM
170 x 250	•	
240 x 340		•
300 x 450		•
480 x 600		•

NOTE:  
 \* Available with both left and right arrows  
 \*\* Can customise with different speeds

# TRANSPORT SIGNS

An over dimension vehicle over 3.1 metres wide and escorted by a pilot vehicle must display an OVERSIZE sign.

## OVERSIZE SIGNS MUST:

- Comply with the illustrated dimensions
- Be mounted at the front and rear of the over dimension vehicle, so that the sign can be seen clearly by approaching drivers.

## THE SIGN MAY BE SPLIT INTO TWO PARTS, AS LONG AS:

- The word OVER and the word SIZE are on separate parts
- Both parts of the sign are mounted at the same height
- The combined length of the parts is at least 1100mm.



## REFLECTIVE FLAGS

We make these to order. Almost any size and/or text is possible. Get in touch to discuss.

## DURING DAYLIGHT HOURS, THE SIGN MUST:

- Have matt black lettering on a yellow green background with a matt black border (unless the retro-reflective version below is used).

## DURING NIGHTTIME HOURS, THE SIGN MUST:

- Consist of retro-reflective material with black lettering on a yellow green background
- Comply with AS/NZ 1906.1:1993 Retro-reflective materials and devices for road traffic control purposes, Part 1: Retro-reflective materials

You can't display an OVERSIZE sign on a vehicle unless you're required to by the Vehicle Dimensions and Mass Rule.



## TRANSPORT SAFETY SIGNS

1100 x 520 | AL  
Single/Double sided

TS105 can be put on reverse of TS101, TS102, TS103 and TS104

Transport safety signs can be available in reflective material for day/night use. The signs can also be available for day use only.

**Night/Day**  
– diamond grade reflective  
**Day**  
– yellow fluro

## ORDER OF DISPLAY OF PILOT SIGNS FOR VARIOUS SIZE LOADS

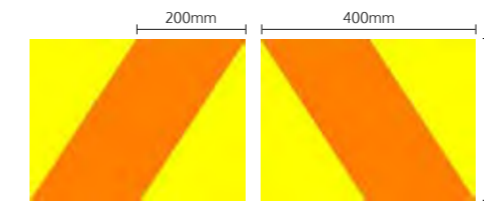
	WIDTH LESS THAN 3.1M	WIDTH GREATER THAN 3.1M AND UP TO INCLUDING 5M
First Pilot	Long Load Follows	Wide Load Follows
Second Pilot (if required)	Long Load Follows	Wide Load Follows
Over dimension load		
Rear Pilot	Long Load Ahead	Wide Load Ahead

## HAZARD WARNING MARKINGS AND SIGNS

Fluorescent yellow flags (at least 400mm long and 300mm wide) must be attached to indicate the:

- Excess width of a vehicle or load at its front and rear
- The front of the load (if it has excess front overhang)
- The rear of the load (if it has excess rear overhang)
- The rear of the load (if it has excess length).

You may use retro-reflective hazard panels coloured yellow-green with an orange diagonal stripe instead of flags.



## HAZARD WARNING PANELS MUST BE ATTACHED TO INDICATE THE:

Fluorescent yellow flags (at least 400mm long and 300mm wide) must be attached to indicate the:

- Excess width on each side of an over width load or vehicle at its front and rear
- Front of a load with excess front overhang
- Rear of a load with excess rear overhang
- Rear of a load for excess length.

## THE PANELS MUST:

- Comply with AS/NZ 1906.1:1993 Retro-reflective materials and devices for road traffic control purposes, Part 1: Retro-reflective materials
- Consist of retro-reflective material with a 200mm wide chevron pattern with alternate yellow-green and orange retro-reflective sheeting
- Have the illustrated dimensions and orientation
- Be frangible.

You can't display a hazard warning panel on a vehicle unless you're required to by the Vehicle Dimensions and Mass Rule.



While operating under the terms of a HPMV permit, the vehicle must display a retro-reflective 'H' sign to the front and rear that complies with AS/NZS 1906.1:2007 – Retro-reflective materials and devices for road traffic control purposes, Part 1: Retro-reflective materials.

On a standard motor vehicle, if the vehicle load is reduced below 44,000kg then the sign does not need to be removed, but may be. On an over-length vehicle the sign must remain in place at all times. A vehicle that does not have an HPMV permit is not allowed to display this sign.



# TRANSPORT SIGNS

## MULTI-HAZCHEM FLIP SIGNS DG FLIP

- Size: Backing Plate size 350 x 350
- Our multi-HAZCHEM flip signs hold a comprehensive range of dangerous goods placards for ease of use.

We can custom print the centre page with your own company logo – please get in touch to discuss.



## CONSPICUITY TAPE / REFLECTIVE-TAPE CST

- Sold per roll
- 50mm wide, 45 metre roll



# REFLECTIVE ROAD SIGNS



RG1

Different speeds available



RG7



RG8



RG15



RG16



RG10



RG12



RG13



RG9



RG91

SIZE MM	ACM
400 Diameter	•
600 Diameter	•
750 Diameter	•



RG5

Diameter  
675 | 845 | 1015 | ACM



RG6

Width  
750 | 900 | 1200 | ACM



RG14

600 x 250 | ACM  
750 x 300 | ACM

Available left and right



RG18

900 x 600 | ACM  
1200 x 800 | ACM



RCS1

300 x 450 | PVC

RCS2

200 x 300 | PVC

Sign graphics for traffic cone products can be made to your requirements.



RCS3

200 x 300 | PVC



# FARMING SIGNS

The farming industry has numerous health and safety requirements. Farmers must have a good knowledge of the following to ensure they are complying with current legislative requirements.

- Agri-chemicals
- Animal Handling
- Cleanliness
- Construction
- Electrical
- Engineering
- Fencing & Excavation
- Forestry
- Health Monitoring
- Manual Handling
- Noise
- Occupational Diseases
- Operating Heavy Equipment
- Recreational Visitors
- Silos, Bins and Tanks
- Solar Ultraviolet Radiation
- Woolshed Safety
- Workshop Safety
- Working at Heights
- Work-related visits to private land

(Note: This list is not exhaustive)



FM1408  
250 x 170 | SA  
450 x 300 | 600 x 480 | ACM



FM1409



FM1406



FM1407



GROUND SPIKE SIGN FM299  
Sign frame holds 450 x 300mm corflute sign. Single/double sided. "Warning" sign is shown as an example. Ask us about your site specific signage requirements.



FM1410



FM1411



FM1412

SIZE MM	SA	ACM
450 x 300	•	
600 x 480		•



FM1405  
250 x 130 | ACM



MS601



FM1403

SIZE MM	SA	ACM
170 x 250	•	
240 x 340		•
300 x 450		•
480 x 600		•



WS252

SIZE MM	SA	ACM
250 x 170	•	
340 x 240		•
450 x 300		•
600 x 480		•

# SECURITY & SAFETY FIRST SIGNS



BWS1650



BWS1651



BWS1652



BWS1653



BWS1654



BWS1655

SIZE MM	SA	ACM
170 x 250	•	
240 x 340		•
300 x 450		•
480 x 600		•



BWS1600



BWS1601



BWS1602



BWS1603



BWS1604



BWS1605



BWS1606



BWS1607



BWS1608

SIZE MM	SA	ACM
250 x 170	•	
340 x 240		•
450 x 300		•
600 x 480		•



SF1680



SF1681



SF1682



SF1683



SF1684



SF1685



SF1686



SF1687



SF1688

# FREESTANDING SIGNS


## THE BRANDMASTER ALL TERRAIN DISPLAYS

**Flexible:** For quick message exchange simply slide the old sign out and the new one in.

**Robust:** Constructed from ultra strong UV stabilised HIPS. Designer frames eliminate sign droop and distortion.

**Stable:** With water fillable bases holding 11kgs or 200mm spikes, these displays aren't going anywhere! Safer for high traffic areas with lightweight construction, compact profiles and minimal floor space footprint.

### Product Specifications:



Freestanding water fillable base up to 11.5kg.

Principal product materials UV stabilised, high impact HIPS.



## SIDEWALK | FOOTPATH SIGNS

Does not distort or breakdown. Colour stable even in high UV areas.

Standard panel size of 800 x 600mm (larger base can be partially filled with water or sand for additional stability) and can be supplied with wheels so they can be easily moved. Panels can be customised in profile cut designs and shapes and corporate logos can be moulded into the base.

Meets NZ local authority requirements and council by-laws.

12-month guarantee.



### Base Colours



## GROUND SPIKE SIGNS

FM299

Does not distort or breakdown. Colour stable even in high UV areas. Sign and stand overall height 600mm.

Corflute sign to fit into stand is 450 x 300mm. Single or double sided.

Sign can be made to suit your specific requirements.



## CLASSIC A FRAME STANDS

Lightweight robust plastic for long life and great stability. Hinge limiter ensures legs open to correct position. Can be customised to your specific needs.

Printed both sides. Approx 600mm high.



## SAFETY FLOOR GRAPHICS

Ideal to increase awareness of hazards where wall mounting is not always practical.

The floor graphics are manufactured with a hard wearing clear overlaminated film with a textured anti-slip surface and should only be applied to clean, dry, smooth surfaces.

400 x 400 | SA



## CLASSIC A FRAME STANDS


Heavyweight ACM panel with hinge. Can be single or double sided 600 x 800mm or made to your size and requirements.



# TAPES & LABELS

## NON REFLECTIVE AISLE MARKING TAPE

50mm x 33m



## REFLECTIVE TAPE

45mm x 5m



BTKC



BTDKO



BTRA



BTYB



BTCYB



BTRW

## BARRICADE TAPE

Available in:  
100mm x 100m  
100mm x 300m  
Non-adhesive

Custom tape available  
with minimum order.

## CONSPICUITY TAPE / REFLECTIVE-TAPE



- CST
- Sold per roll
  - 50mm wide,  
45 metre roll

## HARD HAT LABELS

45 Diameter | SA



HHLFA



HHLERT



HHLVIS



HHLQFA



HHLFW



HHLSSI



HHLAFO



SEND US  
YOUR LOGO  
TO PUT  
HERE

HHLCUSTOM

## PIPEMARKER SIGNS

Pipe markers aid in the quick identification of a pipe's contents – especially in an emergency situation. A successful pipe identification program helps employees, contractors and emergency responders to distinguish between pipes where there are several side by side. Pipe markers also save valuable time when tracing lines is necessary during maintenance.

### Where Should Pipe Markers be Located?

Pipe markers are to be placed adjacent to all junctions, valves, service appliances, bulkhead and wall penetrations. Markers shall be spaced no more than 5m apart except for long, uninterrupted straight runs of external services where spacing shall not exceed 50m.

### Pipe Marker Design/Layout Requirements

A marker is comprised of a printed word or words on a coloured background with a contrasting border and arrow to show direction of flow.

### Marker Colours

The legend and background colours of a pipe marker are determined by the pipe's contents.



PIPE400  
450 x 60 | SA



Manufactured to NZS 5807:1980  
and AS1345:1995



PIPE300  
350 x 50 | SA

### SOLD IN PACKETS OF FIVE

To order, choose your size and product required. Below are some examples of products; however we can manufacture pipemarkers to your specific requirements.



## SWING STAND SIGNS



### SSAF-CSNR – NON REFLECTIVE

Approx 5kg A-Frame Sign Stand and custom printed single sided 800 x 600 ACM sign. Just tell us what you need printed when at the checkout.

Aluminium frame, easy to set up and folds down flat. Great for construction sites, footpaths, and anywhere else a temporary safety sign is required.



### SSAF

Approx 5kg A-Frame Sign Stand to suit a 800 x 600mm sign (sold separately).

The stand has attachments so you can add a swinging sign. We can make any sign to order, including reflective for night time use.

Aluminium frame, easy to set up and folds down flat. Great for construction sites, footpaths, and anywhere else a temporary safety sign is required.



### SSAF-CSNR – REFLECTIVE

Approx 5kg A-Frame Sign Stand and custom printed single sided 800 x 600 reflective ACM sign. Just tell us what you need printed when at the checkout.

Aluminium frame, easy to set up and folds down flat. Great for construction sites, footpaths, and anywhere else a temporary safety sign is required.

## PEDESTRIAN SAFETY GATES



### 1m HIGH up to 5m WIDE EXPANDABLE BARRIER GATE EXPGATE 1 x 5

- 1 metre high gate that compacts down to 45cm and expands out to 5 metres (manual operation).
- Alternate red & white bars so the gate stands out.
- Powder coated aluminium.
- Lightweight but very effective in deterring unauthorised entry.
- Includes one end wheel and a middle wheel for extra stability and ease of use, plus brackets for anchoring to your walls etc.
- Simple manual operation – slides out and back in with minimal effort.



### 1.8m HIGH up to 6m WIDE EXPANDABLE GATE EXPGATE 1.8 x 6

- Powder coated aluminium expandable barrier.
- 1.8 metre high gate that contracts to 53 cms and expands out to 6 metres wide (manual operation).
- Alternate red & white bars so the gate stands out.
- Sturdy build with wall mounts at each end and a centre wheel for easy retracting and expanding.
- Suitable for large warehouse and workshop entry doors.
- Very effective at managing one of your big workshop H&S risks – unauthorised visitors!

## Safety GENIUS

At Safety Genius, we're proud to be a New Zealand owned and operated company, manufacturing Kiwi products for Kiwi businesses.

If you're looking for trusted experts in the safety sector, who know what's needed to meet health and safety standards and to keep your staff safe, you'll find them at Safety Genius.

Our team live and breathe cost-effective and functional safety signage and solutions.

**Give the team a call today!**  
**They're experts you can trust!**

“ We take great pride in delivering high-quality products and great service, from our factory in the heart of the Waikato. ”

**Darwin Ginty** | GENIUS IN CHARGE



07 846 1080 | [sales@safetygenius.co.nz](mailto:sales@safetygenius.co.nz)

Unit 5, 21 Sharpe Road, Tamahere, Hamilton 3282 | PO Box 326, Waikato Mail Centre 3240

[safetygenius.co.nz](http://safetygenius.co.nz)