





# TAILORED TO SUIT YOU

JB's wear Corporate 



# CORPORATE WEAR INDEX



## TAILORED TO SUIT YOU



227

**3KJ**

JB's Kids Jumper



193

**4BCT1**

JB's Ladies Better Fit Classic Trousers



193

**4BST1**

JB's Ladies Better Fit Slim Trousers



193

**4BUT1**

JB's Ladies Better Fit Urban Trousers



206

**4CFL, 4CLS, 4CUL**  
JB's L/S Cotton Chambray Shirt



206

**4CFS, 4CSS, 4CUS**  
JB's S/S Cotton Chambray Shirt



207

**4FC**

JB's L/S Fine Chambray Shirt



205

**4FC1L**

Ladies Classic L/S Fine Chambray Shirt



205

**4FC1S**

Ladies Classic S/S Fine Chambray Shirt



207

**4FCSS**

JB's S/S Fine Chambray Shirt



203

**4IC**

JB's L/S Indigo Shirt



203

**4ICS**

JB's S/S Indigo Shirt



230

**4KB**

JB's Girls School Blouse



231

**4KFC**

JB's Boys Flat Collar Shirt



191

**4LCP**

JB's Ladies Corporate Pant



209

**4LF3**

JB's Ladies 3/4 Fitted Shirt



202

**4LIC**

JB's Ladies L/S Indigo Shirt



202

**4LICS**


JB's Ladies S/S Indigo Shirt



202

**4LICT**

JB's Ladies 3/4 Indigo Shirt



195

**4LS**

JB's Ladies S/S Poplin Shirt



195

**4LS**

JB's Ladies L/S Poplin Shirt



204

**4LSL**

JB's Ladies L/S Fine Chambray Shirt



204

**4LSLS**

JB's Ladies S/S Fine Chambray Shirt



204

**4LSLT**

JB's Ladies 3/4 Fine Chambray Shirt



210

**4M**

Podium Moto Shirt



190

**4MCT**

JB's Adjuster Trousers



**NEW!**  
211

**4MSI**

Podium Industry Shirt



185

**4NMJ**

JB's Mech Stretch Suit Jacket



184

**4NMJ1**

JB's Ladies Mech Stretch Suit Jacket



188

**4NMLS**

JB's Ladies Mech Stretch Long Skirt



189

**4NMSS**

JB's Ladies Mech Stretch Short Skirt



186

**4NMT**

JB's Mech Stretch Trousers



187

**4NMT1**

JB's Ladies Mech Stretch Trousers



208

**4OS**

JB's L/S Oxford Shirt



208

**4OSX**

JB's S/S Oxford Shirt

**CONTINUED**



194

**4P**

JB's S/S Poplin Shirt



194

**4P**

JB's L/S Poplin Shirt



229

**4PK**

JB's Kids S/S Poplin Shirt



229

**4PK**

JB's Kids L/S Poplin Shirt



197

**4PLU3**

JB's Ladies Urban 3/4 Poplin Shirt



197

**4PLUL**

JB's Ladies Urban L/S Poplin Shirt



197

**4PLUS**

JB's Ladies Urban S/S Poplin Shirt



199

**4PS1L**

JB's Ladies Classic L/S Poplin Shirt



199

**4PS1S**

JB's Ladies Classic S/S Poplin Shirt



196

**4PUL**

JB's Urban L/S Poplin Shirt



196

**4PUS**

JB's Urban S/S Poplin Shirt



**NEW!**  
225

**4SCT**

JB's Contrast Unisex Scrubs Top



**NEW!**  
225

**4SCT1**

JB's Contrast Ladies Scrubs Top



223

**4SRP**

JB's Unisex Scrubs Pant



223

**4SRP1**

JB's Ladies Scrubs Pant



222

**4SRT**

JB's Unisex Scrubs Top



222

**4SRT1**

JB's Ladies Scrubs Top



198

**4YLS**

JB's Yarn Dyed Check L/S Shirt



198

**4YSS**

JB's Yarn Dyed Check S/S Shirt



201

**6E**

JB's S/S Epaulette Shirt



201

**6E**

JB's L/S Epaulette Shirt



**NEW!**  
212

**6EJ**

JB's Knitted Epaulette Jumper



201

**6ESL1**

JB's Ladies L/S Epaulette Shirt



201

**6ESS1**

JB's Ladies S/S Epaulette Shirt



214

**6J**

JB's Knitted Jumper

214



**6J1**

JB's Ladies Knitted Jumper

216



**6J1CN**

Ladies Crew Neck Jumper

**NEW!**  
217



**6JCN**

JB's Mens Corporate Crew Neck Jumper

**NEW!**  
213



**6JHZ**

JB's Mens Corporate 1/2 Zip Jumper

220



**6L1CN**

Ladies Crew Neck Cardigan

221



**6LC**

JB's Ladies Knitted Cardigan

218



**6V**

JB's Knitted Vest

218



**6V1**

JB's Ladies Knitted Vest

219



**6V1CN**

Ladies Crew Neck Vest



# CORPORATE WEAR INDEX

# SUIT YOUR STYLE

These elegant essentials work together to add a professional polish



1 4NMT1 LADIES PANT / NAVY  
PAGE 187

2 4LF3 LADIES SHIRT / WHITE  
PAGE 209

3 6V1 LADIES VEST / CHARCOAL  
PAGE 218

4 4NMSS LADIES SKIRT / BLACK  
PAGE 189

5 6LC LADIES CARDIGAN / BLACK  
PAGE 221

6 6VICN LADIES CORPORATE CREW NECK VEST  
PAGE 219

# BOARDROOM READY

Easy sophistication and classic cuts that command respect



**7** 4NMJ **SUIT JACKET / NAVY**  
PAGE 185

**8** 4PUL **POPLIN SHIRT / WHITE**  
PAGE 196

**9** 4MCT **TROUSERS / NAVY**  
PAGE 190

**10** 5TBO **BOW TIE / BLACK**  
PAGE 276

**11** 5TBT **TIE / BLACK**  
PAGE 277

**12** 4FC **FINE CHAMBRAY L/S SHIRT / BLUE**  
PAGE 207



4NMJ1

# LADIES MECH STRETCH SUIT JACKET

A corporate wardrobe essential in a modern silhouette for a professional style.

## STYLISH FIT

- ◆ 100% polyester mechanic stretch fabric
- ◆ 180 gsm
- ◆ Fully lined with polyester taffeta
- ◆ Two front hand pocket
- ◆ Mid length Jacket with 1-button closure
- ◆ Easy care fabric
- ◆ Large turn up at sleeve hem for length adjustment



### URBAN FIT

### 4NMJ1 - Ladies Available Sizes

| LADIES SIZES | 6  | 8    | 10 | 12   | 14 | 16   | 18 | 20   | 22 | 24   |
|--------------|----|------|----|------|----|------|----|------|----|------|
| BUST CM      | 42 | 44.5 | 47 | 49.5 | 52 | 54.5 | 58 | 60.5 | 63 | 65.5 |
| SP LENGTH CM | 62 | 63   | 64 | 65   | 66 | 66   | 67 | 67   | 68 | 69   |

4NMJ

# MECH STRETCH SUIT JACKET

No corporate wardrobe  
is complete without  
a great jacket.



NAVY

BLACK

## TRADITIONAL TAILORING

- ◆ 100% polyester mechanic stretch fabric
- ◆ 180 gsm
- ◆ Fully lined with polyester taffeta Two front hand pocket
- ◆ Three internal welt pocket on left hand side; One on right hand side
- ◆ Mid length Jacket with 2-button closure
- ◆ Easy care fabric
- ◆ Large turn up at sleeve hem for length adjustment

### 4NMJ - Available Sizes

*URBAN FIT*

| ADULTS SIZES | 36-92 | 38-97 | 40-102 | 42-107 | 44-112 | 46-117 | 48-122 |
|--------------|-------|-------|--------|--------|--------|--------|--------|
| CHEST CM     | 50    | 52.5  | 55     | 57.5   | 60     | 62.5   | 65     |
| SP LENGTH CM | 76    | 77    | 78     | 79     | 80     | 81     | 82     |




4NMT  
**MECH STRETCH TROUSER**

Dress these comfortable classic fit stretch fabric trousers up or down with your favourite shirt for work or weekend wear.



**STYLISH FIT**

- ◆ 100% Polyester mechanical stretch fabric
- ◆ Constructed waist with belt loops
- ◆ Two front slant pockets, one patch pocket at WRH inside pocket bag and back jet pocket
- ◆ Large turn up at hem for length adjustment
- ◆ Fully tailored styling to allow for further alteration



**4NMT - Regular**

| ADULT SIZES  | 77R | 82R | 87R | 92R | 97R | 102R | 107R |
|--------------|-----|-----|-----|-----|-----|------|------|
| INNER LEG CM | 80  | 81  | 82  | 83  | 84  | 85   | 86   |

*classic fit*

**4NMT - Stout**

| ADULT SIZES  | 87S | 92S | 97S | 102S | 107S | 112S | 117S | 122S | 127S | 132S |
|--------------|-----|-----|-----|------|------|------|------|------|------|------|
| INNER LEG CM | 77  | 78  | 79  | 80   | 81   | 82   | 83   | 84   | 85   | 86   |

*classic fit*

4NMT1

# LADIES MECH STRETCH TROUSER

Matching the mens trouser, this ladies version are a comfortable classic fit, dress up or down.

## STYLISH FIT

- ◆ 100% Polyester mechanical stretch fabric
- ◆ Constructed adjustable waist with belt loops
- ◆ Two front slant pockets and one patch pocket at WRH inside pocket bag
- ◆ Large turn up at hem for length adjustment
- ◆ Fully tailored styling to allow for further alteration
- ◆ Utility (key chain) belt loop at right pocket side seam
- ◆ Size 18+ have elastic inserts at side seam

NAVY

BLACK



### 4NMT1 - Ladies Available Sizes

*classic fit*

| LADIES SIZES       | 8    | 10 | 12   | 14 | 16   | 18  | 20   | 22  | 24   |
|--------------------|------|----|------|----|------|-----|------|-----|------|
| WAIST CM           | 73   | 81 | 86   | 91 | 96   | 94  | 100  | 106 | 112  |
| WAIST STRETCHED CM | -    | -  | -    | -  | -    | 106 | 112  | 118 | 124  |
| INNER LEG CM       | 78.5 | 79 | 79.5 | 80 | 80.5 | 81  | 81.5 | 82  | 82.5 |

4NMLS

# LADIES MECH STRETCH LONG SKIRT

A flattering shape for everyday style, this urban fit knee-length skirt is a versatile choice for your professional wardrobe



## EASY ELEGANCE

- ◆ 100% Polyester mechanical stretch fabric
- ◆ Fully lined with Polyester Taffeta
- ◆ Back zip opening with hook & eye closure
- ◆ Slit back for easy movability
- ◆ Two front welt pockets
- ◆ Size 18+ have elastic inserts at side seam

NAVY

BLACK

### 4NMLS - Ladies Available Sizes

**URBAN FIT**

| LADIES SIZES         | 8    | 10 | 12   | 14 | 16   | 18 | 20   | 22 | 24   |
|----------------------|------|----|------|----|------|----|------|----|------|
| 1/2 WAIST CM         | 35.5 | 38 | 40.5 | 43 | 45.5 | 48 | 49.5 | 52 | 54.5 |
| 1/2 WAIST STRETCH CM | -    | -  | -    | -  | -    | 54 | 55.5 | 58 | 60.5 |
| LENGTH INC WB CM     | 59   | 60 | 61   | 62 | 63   | 63 | 63   | 64 | 64   |


4NMSS

# LADIES MECH STRETCH SHORT SKIRT

A versatile urban fit choice to add with your professional wardrobe.

## VERSATILE ELEGANCE

- ◆ 100% Polyester mechanical stretch fabric
- ◆ Fully lined with Polyester Taffeta
- ◆ Back zip opening with hook & eye closure
- ◆ Slit back for easy movability
- ◆ Two front welt pockets



**4NMSS - Ladies Available Sizes** *URBAN FIT*

| LADIES SIZES     | 6  | 8    | 10 | 12   | 14   | 16   |
|------------------|----|------|----|------|------|------|
| 1/2 WAIST CM     | 33 | 35.5 | 38 | 40.5 | 43   | 45.5 |
| LENGTH INC WB CM | 45 | 46   | 47 | 48   | 49.5 | 51   |



# 4MCT CORPORATE (ADJUST) TROUSER

Relaxed straight leg, classic fit trousers are a wardrobe staple, worn with an open collar shirt or blazer and tie to suit the occasion.



TRADITIONAL  
TROUSERS

**4MCT - Regular**

*classic fit*

| ADULT SIZES        | 67R | 72R | 77R | 82R | 87R | 92R | 97R | 102R | 107R | 112R |
|--------------------|-----|-----|-----|-----|-----|-----|-----|------|------|------|
| WAIST STRETCHED CM | 77  | 82  | 87  | 92  | 97  | 102 | 107 | 112  | 117  | 122  |
| INNER LEG CM       | 78  | 79  | 80  | 81  | 82  | 83  | 84  | 85   | 86   | 87   |

**4MCT - Stout**

*classic fit*

| ADULT SIZES        | 87S | 92S | 97S | 102S | 107S | 112S | 117S | 122S | 127S | 132S |
|--------------------|-----|-----|-----|------|------|------|------|------|------|------|
| WAIST STRETCHED CM | 97  | 102 | 107 | 112  | 117  | 122  | 127  | 132  | 137  | 142  |
| INNER LEG CM       | 77  | 78  | 79  | 80   | 81   | 82   | 83   | 84   | 85   | 86   |

- ◆ 65% Polyester for durability, and 35% Viscose Gabardine
- ◆ Constructed adjustable waist with belt loops
- ◆ Fully tailored styling to allow for alteration
- ◆ Two front slant pockets and two back welt pockets
- ◆ Large turn up at hem for length adjustment
- ◆ Front flat
- ◆ Easy care fabric

4LCP

# LADIES CORPORATE PANT

A corporate wardrobe staple, these urban fit straight leg trousers can be dressed up or down to suit any office.

NAVY

BLACK



## SLEEK SILHOUETTE

- ◆ 65% Polyester for durability, and 35% Viscose Gabardine
- ◆ Mid-waist fit, constructed waist with belt loops
- ◆ Two front slant pockets and one welt pocket at back hip
- ◆ Size 18+ have elastic inserts at side seam
- ◆ Large turn up at hem for length adjustment
- ◆ Fully tailored styling to allow for further alteration
- ◆ Easy care fabric

### 4LCP - Ladies Available Sizes

### URBAN FIT

| LADIES SIZES       | 6  | 8    | 10 | 12   | 14 | 16   | 18  | 20   | 22  | 24   | 26   |
|--------------------|----|------|----|------|----|------|-----|------|-----|------|------|
| WAIST CM           | 68 | 73   | 78 | 83   | 88 | 93   | 90  | 95   | 100 | 105  | 115  |
| INNER LEG CM       | 78 | 78.5 | 79 | 79.5 | 80 | 80.5 | 81  | 81.5 | 82  | 82.5 | 81.5 |
| WAIST STRETCHED CM | -  | -    | -  | -    | -  | -    | 102 | 107  | 112 | 117  | 127  |



4BST1, 4BUT1, 4BCT1

SLIM, URBAN, CLASSIC

# LADIES BETTER FIT TROUSER

A classic mechanical stretch ladies trouser.

*slim fit*

← 39 CM →



Size 10

**URBAN FIT**

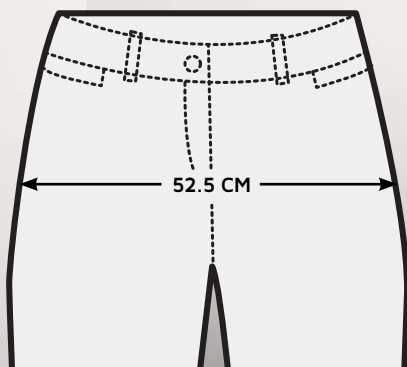
← 40.5 CM →



Size 10

*classic fit*

← 41.5 CM →



Size 10





NAVY

BLACK

- ◆ 100% polyester mechanic stretch fabric
- ◆ 180gsm
- ◆ Two front welt pocket, one mock hip welt pocket
- ◆ 5cm wide turn up hem with blind stitch for easy adjustment
- ◆ Size 18 - 26 with elastic at side of waistband (classic fit only)

Slim Fit  
Urban Fit  
Classic Fit

## A FIT RIGHT FOR YOU

slim fit

### 4BST1 - Available Sizes

| LADIES SIZES | 4    | 6    | 8    | 10   | 12   | 14   | 16   |
|--------------|------|------|------|------|------|------|------|
| 1/2 WAIST    | 31.5 | 34   | 36.5 | 39   | 41.5 | 44   | 46.5 |
| 1/2 HIP      | 43   | 45.5 | 48   | 50.5 | 53   | 55.5 | 58   |
| INNER LEG CM | 76.5 | 77   | 77.5 | 78   | 78.5 | 79   | 79.5 |

**URBAN FIT**

### 4BUT1 - Available sizes

| LADIES SIZES | 8    | 10   | 12   | 14   | 16   | 18   | 20 |
|--------------|------|------|------|------|------|------|----|
| 1/2 WAIST    | 38   | 40.5 | 43   | 45.5 | 48   | 50.5 | 53 |
| 1/2 HIP      | 49   | 51.5 | 54   | 56.5 | 59   | 62.5 | 65 |
| INNER LEG CM | 78.5 | 79   | 79.5 | 80   | 80.5 | 82.5 | 83 |

classic fit

### 4BCT1 - Available sizes

| LADIES SIZES        | 10   | 12 | 14   | 16 | 18   | 20   | 22   | 24 | 26   |
|---------------------|------|----|------|----|------|------|------|----|------|
| 1/2 WAIST RELAXED   | 41.5 | 44 | 46.5 | 49 | 47.5 | 50   | 52.5 | 55 | 57.5 |
| 1/2 WAIST STRETCHED | -    | -  | -    | -  | 53.5 | 56   | 58.5 | 61 | 63.5 |
| 1/2 HIP CM          | 52.5 | 55 | 57.5 | 60 | 63.5 | 66   | 68.5 | 71 | 73.5 |
| INNER LEG CM        | 78.5 | 79 | 79.5 | 80 | 81   | 81.5 | 82   | 81 | 80   |



4P Short Sleeve, 4P Long Sleeve

# POPLIN SHIRT

From conference to classroom, this easy-to-wear shirt features clean lines for a polished look.



## CLASSIC EVERYDAY COMFORT

- ◆ 65% Polyester for durability, and 35% Cotton Poplin for comfort
- ◆ Classic fit
- ◆ 2-piece collar and collar stand
- ◆ Chest pocket
- ◆ Double back yoke with two inverted pleats
- ◆ Curved hem
- ◆ Easy care fabric
- ◆ Individually packed in JB's logo bag with fit measurement guide




WHITE



LT BLUE



CHARCOAL



BLACK

### 4P - Available Sizes

*classic fit*

| ADULTS SIZES | S    | M    | L    | XL   | 2XL  | 3XL  | 4XL  | 5XL  |
|--------------|------|------|------|------|------|------|------|------|
| CHEST CM     | 56.5 | 58.5 | 60.5 | 64.5 | 67.5 | 71.5 | 75.5 | 79.5 |
| CB LENGTH CM | 76.5 | 78   | 79.5 | 81   | 82.5 | 84   | 85.5 | 87   |
| COLLAR CM    | 38   | 40   | 42   | 44   | 46   | 49   | 51   | 54   |

4LS

# LADIES ORIGINAL POPLIN SHIRT

Matching the mens, this ladies version is a perfect addition to your corporate wardrobe, Original fit, style and comfort.

## ORIGINAL COMFORT

- ◆ 65% Polyester for durability, 35% Cotton for comfort
- ◆ Two piece collar and collar stand
- ◆ Reinforced chest pocket
- ◆ Straight hem with side splits – longer length
- ◆ Individually packed with JB's logo bag with fit measurement guide



WHITE



BLACK  
Long sleeve only



4LSWS  
White  
Short  
Sleeve



4LSB  
Black  
Long  
Sleeve



**4LS - Available Sizes**

**ORIGINAL FIT**

| LADIES SIZES | 8    | 10 | 12   | 14 | 16   | 18   | 20 | 22   |
|--------------|------|----|------|----|------|------|----|------|
| BUST CM      | 49.5 | 52 | 54.5 | 57 | 60.5 | 63.5 | 67 | 70.5 |
| CB LENGTH CM | 67   | 69 | 71   | 73 | 73   | 74   | 74 | 75   |

4LSW  
White Long Sleeve



POLYESTER/COTTON  
ELASTANE  
MADE IN CHINA

# 4PUS Short Sleeve, 4PUL Long Sleeve URBAN POPLIN SHIRT

Perfect for everyday corporate and team wear, this tailored shirt is cut to an urban fit and contains Elastane for stretch and comfort.



## EASY TO WEAR CORPORATE SHIRT

- ◆ Cotton /Polyester /Elastane
- ◆ 2-piece collar and collar stand
- ◆ CF button opening
- ◆ Front chest pocket
- ◆ Double back yoke with two pleats
- ◆ Curved hem
- ◆ Set-in sleeves; long sleeves with 2-button adjustable cuffs
- ◆ Individually packed in JB's logo bag with fit measurement guide



WHITE



WHITE/BLACK  
Short sleeve only



CHARCOAL



BLACK

### URBAN FIT

### 4PUS / 4PUL - Available Sizes

| ADULTS SIZES | S  | M    | L  | XL   | 2XL | 3XL  | 4XL | 5XL  |
|--------------|----|------|----|------|-----|------|-----|------|
| CHEST CM     | 53 | 55   | 57 | 61   | 64  | 68   | 72  | 76   |
| CB LENGTH    | 78 | 79.5 | 81 | 82.5 | 84  | 85.5 | 87  | 88.5 |
| COLLAR CM    | 38 | 40   | 42 | 44   | 46  | 49   | 51  | 54   |

4PLU3 3/4 Sleeve, 4PLUL Long Sleeve, 4PLUS Short Sleeve

# LADIES URBAN POPLIN SHIRT

Perfect for everyday corporate and team wear, this tailored shirt is cut to an urban fit and finished with bust and waist darts for shaping.



4PLUL  
LONG  
SLEEVE



4PLUS  
SHORT  
SLEEVE



4PLU3  
3/4  
SLEEVE

|   |   |  |   |
|---|---|--|---|
| <b>WHITE</b><br>Short sleeve & Long sleeve only   | <b>WHITE/BLACK</b><br>3/4 sleeve & Long sleeve only | <b>BONE</b><br>3/4 sleeve & Long sleeve only | <b>FRENCH BLUE</b><br>3/4 sleeve & Long sleeve only |
| <b>CHARCOAL</b><br>Short sleeve & 3/4 sleeve only | <b>BLACK</b>  | <b>BLACK/WHITE</b><br>Long sleeve only       |   |

- ◆ Cotton /Polyester /Elastane
- ◆ Contains Elastane for stretch and comfort
- ◆ 2-piece collar
- ◆ CF button opening
- ◆ Curved hem
- ◆ Set-in sleeves; long sleeves with button cuffs
- ◆ Individually packed in JB's logo bag with fit measurement guide

**4PUL3 / 4PLUL / 4PLUS - Available Sizes** *URBAN FIT*

| LADIES SIZES | 6    | 8  | 10   | 12 | 14   | 16 | 18   | 20   | 22   | 24   |
|--------------|------|----|------|----|------|----|------|------|------|------|
| BUST CM      | 44.5 | 47 | 49.5 | 52 | 54.5 | 58 | 61   | 64.5 | 68   | 71   |
| CB LENGTH    | 62.5 | 64 | 65.5 | 67 | 68.5 | 70 | 71.5 | 72.5 | 73.5 | 74.5 |



4YSS Short Sleeve, 4YLS Long Sleeve

# YARN DYED CHECK SHIRT

Stylish fine Yarn dye with check design, giving that professional edge. Classic fit available in S/S and L/S.



LT BLUE

## CLASSIC CHECK STYLE

- ◆ 65% Polyester for durability and 35% Cotton for comfort
- ◆ Yarn dyed fabric
- ◆ Curved hem with 2-piece collar
- ◆ Set-in sleeves
- ◆ Easy care fabric
- ◆ Chest pocket
- ◆ Individually packed in JB's logo bag with fit measurement guide

### 4YSS / 4YLS Adults Available Sizes

*classic fit*

| ADULTS SIZES | S    | M    | L  | XL   | 2XL  | 3XL  | 4XL  | 5XL  |
|--------------|------|------|----|------|------|------|------|------|
| CHEST CM     | 55   | 57   | 59 | 63   | 66   | 70   | 74   | 78   |
| SP LENGTH CM | 78   | 79.5 | 81 | 82.5 | 84   | 85.5 | 87   | 88.5 |
| COLLAR CM    | 38.5 | 40.5 | 43 | 44.5 | 46.5 | 49.5 | 51.5 | 54.5 |



4PS1S Short Sleeve, 4PS1L Long Sleeve

# LADIES CLASSIC POPLIN SHIRT

- ◆ 65% Polyester for durability, 35% Cotton for comfort
- ◆ Two piece collar and collar stand
- ◆ Bust and waist darts for shaping
- ◆ Curved hem with side splits
- ◆ Individually packed in JB's logo bag with fit measurement guide



WHITE



BLACK



**4PS1S / 4PS1L - Available Sizes**

*classic fit*

| LADIES SIZES | 4    | 6    | 8    | 10   | 12   | 14   | 16   | 18 | 20   | 22   |
|--------------|------|------|------|------|------|------|------|----|------|------|
| BUST CM      | 42   | 44.5 | 47   | 49.5 | 52   | 54.5 | 58   | 61 | 64.5 | 68   |
| SP LENGTH CM | 61.5 | 63   | 64.5 | 66   | 67.5 | 69   | 70.5 | 72 | 73.5 | 74.5 |





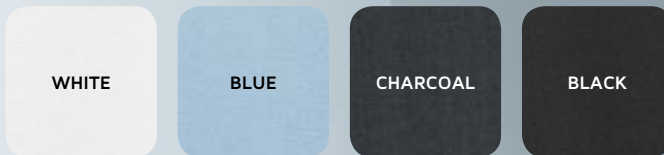


6E Short Sleeve, 6E Long Sleeve  
**EPAULETTE SHIRT**

Tailored details lend authenticity to this classic fit work shirt.

**TRUE PROFESSIONAL WEAR**

- ◆ 65% Polyester for durability, and 35% Cotton for comfort
- ◆ 2-piece collar with collar stays
- ◆ Button-down epaulette on both shoulders
- ◆ Two reinforced chest pockets with button-down flap, one with pen inserts
- ◆ Curved hem
- ◆ 2-needle lap seam for improved durability
- ◆ Easy care fabric
- ◆ Long sleeve traditional adjustable button cuffs and placket
- ◆ Individually packed in JB's logo bag with fit measurement guide



**6E - Available Sizes**

*classic fit*

| ADULTS SIZES | XS   | S    | M    | L    | XL   | 2XL  | 3XL  | 4XL  | 5XL  | 6/7XL |
|--------------|------|------|------|------|------|------|------|------|------|-------|
| CHEST CM     | 54.5 | 56.5 | 58.5 | 60.5 | 64.5 | 67.5 | 71.5 | 75.5 | 79.5 | 87.5  |
| CB LENGTH CM | 75   | 76.5 | 78   | 79.5 | 81   | 82.5 | 84   | 85.5 | 87   | 90    |
| COLLAR CM    | 36   | 38   | 40   | 42   | 44   | 46   | 49   | 51   | 54   | 60    |

6ESS1 Short Sleeve 6ESL1 Long Sleeve  
**LADIES EPAULETTE SHIRT**

Matching the mens, tailored details lend authenticity to this urban fit shirt.

**PROFESSIONAL WEAR**


- ◆ 65% polyester for durability 35% cotton for comfort
- ◆ 2 piece collar with collar stays
- ◆ Button down epaulette on both shoulders
- ◆ Two reinforced chest pockets with button down flap, one with pen inserts
- ◆ Curved hem
- ◆ 2 needle lap seam for improved durability
- ◆ Easy care fabric
- ◆ Long sleeve traditional adjustable button cuffs and placket
- ◆ Individually packed in JB's logo bag with fit measurement guide



**6ESS1/6ESL1 - Available Sizes**

**URBAN FIT**

| LADIES SIZES | 8  | 10   | 12 | 14   | 16 | 18   | 20   | 22   | 24   |
|--------------|----|------|----|------|----|------|------|------|------|
| BUST CM      | 47 | 49.5 | 52 | 54.5 | 58 | 61   | 64.5 | 68   | 71.5 |
| CB LENGTH CM | 64 | 65.5 | 67 | 68.5 | 70 | 71.5 | 72.5 | 73.5 | 74.5 |



4LIC Long Sleeve, 4LICT 3/4 Sleeve, 4LICS Short Sleeve

# LADIES ORIGINAL INDIGO CHAMBRAY SHIRT

Matching the men's this ladies version is a original fit, cotton rich shirt perfect for the office workplace.

- ◆ 55% Cotton for comfort, and 45% Polyester for durability
- ◆ Contrast tortoise shell buttons
- ◆ Reinforced chest pocket
- ◆ Straight hem with side splits
- ◆ Individually packed in JB's logo bag with fit measurement guide
- ◆ 4LIC Long sleeve available in sizes 8-24 only

INDIGO



## 4LIC / 4LICT / 4LICS - Available Sizes

## ORIGINAL FIT

| LADIES SIZES | 6  | 8    | 10 | 12   | 14 | 16   | 18   | 20 | 22   | 24   |
|--------------|----|------|----|------|----|------|------|----|------|------|
| BUST CM      | 47 | 49.5 | 52 | 54.5 | 57 | 60.5 | 63.5 | 67 | 70.5 | 73.5 |
| CB LENGTH CM | 65 | 67   | 69 | 71   | 73 | 73   | 74   | 74 | 75   | 75   |

4ICS Short Sleeve, 4IC Long Sleeve

# INDIGO CHAMBRAY SHIRT

A great choice for workplace uniforms, this classic fit shirt is made from indigo dyed fabric for a distinguished look..



INDIGO

## 4ICS / 4IC - Available Sizes

| ADULTS SIZES | S    | M    | L    | XL   | 2XL  | 3XL  | 4XL  | 5XL  |
|--------------|------|------|------|------|------|------|------|------|
| CHEST CM     | 56.5 | 58.5 | 60.5 | 64.5 | 67.5 | 71.5 | 75.5 | 79.5 |
| CB LENGTH CM | 76.5 | 78   | 79.5 | 81   | 82.5 | 84   | 85.5 | 87   |
| COLLAR CM    | 38   | 40   | 42   | 44   | 46   | 49   | 51   | 54   |

*classic fit*

## TEAM TAILORING

- ◆ 55% Cotton for comfort, and 45% Polyester for durability
- ◆ Contrast tortoise shell buttons
- ◆ Reinforced chest pocket
- ◆ Traditional button collar, cuffs and placket, and double back yoke with box pleat and hanger loop
- ◆ Individually packed in JB's logo bag with fit measurement guide

4LSL Long Sleeve, 4LSLT 3/4 Sleeve, 4LSLS Short Sleeve

# LADIES ORIGINAL FINE CHAMBRAY SHIRT

Style comes easily with this original fit chambray shirt.



LT BLUE

CHARCOAL  
Short sleeve only

- ◆ 55% Cotton for comfort, and 45% Polyester for durability
- ◆ Cotton rich fine chambray fabric
- ◆ Chest pocket
- ◆ Relaxed collar, two inverted back pleats, straight hem with side splits
- ◆ Easy care fabric
- ◆ Individually packed in JB's logo bag with fit measurement guide

## 4LSL / 4LSLT / 4LSLS - Available Sizes

## ORIGINAL FIT

| LADIES SIZES | 6  | 8    | 10 | 12   | 14 | 16   | 18   | 20 | 22   | 24   |
|--------------|----|------|----|------|----|------|------|----|------|------|
| BUST CM      | 47 | 49.5 | 52 | 54.5 | 57 | 60.5 | 63.5 | 67 | 70.5 | 73.5 |
| CB LENGTH CM | 65 | 67   | 69 | 71   | 73 | 73   | 74   | 74 | 75   | 75   |

4FC1L Long Sleeve, 4FC1S Short Sleeve

# LADIES CLASSIC FINE CHAMBRAY SHIRT

## RELAXED CORPORATE WEAR

- ◆ 55% Cotton for comfort, and 45% Polyester for durability
- ◆ Cotton rich fine chambray fabric
- ◆ 2-piece collar
- ◆ Bust and waist darts
- ◆ Easy care fabric
- ◆ Curved hem with side splits
- ◆ Individually packed in JB's logo bag with fit measurement guide



LILAC

LT BLUE

INDIGO

4FC1L / 4FC1S - Available Sizes

*classic fit*

| LADIES SIZES | 6    | 8    | 10   | 12   | 14   | 16   | 18 | 20   | 22   |
|--------------|------|------|------|------|------|------|----|------|------|
| BUST CM      | 44.5 | 47   | 49.5 | 52   | 54.5 | 58   | 61 | 64.5 | 68   |
| SP LENGTH CM | 63   | 64.5 | 66   | 67.5 | 69   | 70.5 | 72 | 73.5 | 74.5 |



4CFS 4CSS 4CUS Short Sleeve, 4CFL 4CLS 4CUL Long Sleeve

# COTTON CHAMBRAY SHIRT

Classic and stylish, this classic fit shirt is made from 100% Cotton for 100% comfort.

## TAILORED FOR COMFORT

- ◆ 100% Cotton for 100% comfort
- ◆ 2-piece button-down collar
- ◆ Contrast tortoise shell buttons
- ◆ Two reinforced chest pockets, one with pen holder
- ◆ Double back yoke with centre box pleat and hanger loop
- ◆ Curved hem
- ◆ 2-needle lap seam for improved durability
- ◆ Individually packed in JB's logo bag with fit measurement guide

BLUE/ BLUE  
4CUL/4CUS

BLUE/ TAN  
4CLS/4CSS

GREEN  
4CFL/4CFS



### AVAILABLE Sizes

*classic fit*

| ADULTS SIZES | S    | M    | L    | XL   | 2XL  | 3XL  | 4XL  |
|--------------|------|------|------|------|------|------|------|
| CHEST CM     | 56.5 | 58.5 | 60.5 | 64.5 | 67.5 | 71.5 | 75.5 |
| CB LENGTH CM | 76.5 | 78   | 79.5 | 81   | 82.5 | 84   | 85.5 |
| COLLAR CM    | 38   | 40   | 42   | 44   | 46   | 49   | 51   |

4FC Long Sleeve 4FCSS Short Sleeve

# FINE CHAMBRAY SHIRT

Classic and stylish  
Chambray shirt.



LT BLUE

CHARCOAL

MIDNIGHT  
NAVY

## RELAXED CORPORATE WEAR

- ◆ 55% Cotton for comfort, and 45% Polyester for durability
- ◆ Cotton rich fine chambray fabric
- ◆ 2-piece button-down collar, centre back box pleats and hanger loop, and chest pen holder reinforced at edges
- ◆ Easy care fabric
- ◆ Chest pocket

### 4FC/4FCSS - Available Sizes

*classic fit*

| ADULTS SIZES | S    | M    | L    | XL   | 2XL  | 3XL  | 4XL  | 5XL  |
|--------------|------|------|------|------|------|------|------|------|
| CHEST CM     | 56.5 | 58.5 | 60.5 | 64.5 | 67.5 | 71.5 | 75.5 | 79.5 |
| CB LENGTH CM | 76.5 | 78   | 79.5 | 81   | 82.5 | 84   | 85.5 | 87   |
| COLLAR CM    | 38   | 40   | 42   | 44   | 46   | 49   | 51   | 54   |






40SX Short Sleeve, 40S Long Sleeve

# OXFORD SHIRT

A traditionally styled classic fit Oxford dress shirt for a polished, professional look.



WHITE



LT BLUE

## TRUE PROFESSIONAL WEAR

- ◆ 65% Polyester for durability, and 35% Cotton for comfort
- ◆ Oxford weave fabric
- ◆ 2-piece button-down collar
- ◆ Chest pocket
- ◆ Double layer back yoke with centre box pleat and hanger loop
- ◆ Curved hem
- ◆ Easy care fabric
- ◆ Individually packed in JB's logo bag with fit measurement guide

40SX/40S - Available Sizes

*classic fit*

| ADULTS SIZES | S    | M    | L    | XL   | 2XL  | 3XL  | 4XL  |
|--------------|------|------|------|------|------|------|------|
| CHEST CM     | 56.5 | 58.5 | 60.5 | 64.5 | 67.5 | 71.5 | 75.5 |
| CB LENGTH CM | 76.5 | 78   | 79.5 | 81   | 82.5 | 84   | 85.5 |
| COLLAR CM    | 38   | 40   | 42   | 44   | 46   | 49   | 51   |

4LF3

# LADIES 3/4 FITTED SHIRT

A staple for the modern woman, this classic three-quarter sleeve shirt has slim fit styling to flatter your shape.



WHITE

BLACK

## CLEAN LINES, CRISP STYLE

- ◆ 97% Cotton Poplin for comfort, and 3% Elastane for stretch
- ◆ Bust and waist darts
- ◆ Fold placket with relaxed collar
- ◆ Three-quarter sleeves with wide cuffs
- ◆ Curved hem with side splits
- ◆ Individually packed in JB's logo bag with fit measurement guide

### 4LF3 - Ladies Available Sizes

| LADIES SIZES | 8    | 10   | 12   | 14   | 16   | 18   | 20   | 22   |
|--------------|------|------|------|------|------|------|------|------|
| BUST CM      | 46   | 48   | 51   | 54   | 56.5 | 59.5 | 63   | 67   |
| CB LENGTH CM | 60.5 | 62.5 | 64.5 | 66.5 | 68.5 | 70.5 | 71.5 | 72.5 |

slim fit

4LF3



4M

# PODIUM MOTO SHIRT

Gain a professional edge with this original fit work shirt, featuring contrast shoulder panels with piping.



## PIT CREW STYLING

- ◆ 65% Polyester for durability, and 35% Cotton for comfort
- ◆ 2-piece button-down collar
- ◆ Full button concealed placket
- ◆ Chest pocket with pen insert
- ◆ Straight hem with side splits
- ◆ Easy care fabric



### 4M - Adults Available Sizes ORIGINAL FIT

| ADULTS SIZES | S  | M    | L  | XL | 2XL  | 3XL  |
|--------------|----|------|----|----|------|------|
| CHEST CM     | 57 | 59.5 | 63 | 66 | 69.5 | 72.5 |
| CB LENGTH CM | 75 | 77   | 79 | 81 | 82   | 83   |
| COLLAR CM    | 40 | 41.5 | 43 | 45 | 47   | 49   |

4MSI



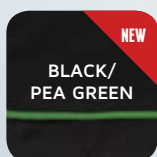
# PODIUM INDUSTRY SHIRT

**podium**  
TEAM WEAR



JTB's wear

4MSI



- ◆ 65% polyester for durability, and 35% cotton for comfort
- ◆ 145gsm easy care twill fabric
- ◆ Two chest pockets with hook pile tape closure
- ◆ Button down collar
- ◆ Contrast piping along front and back yoke
- ◆ Concealed placket with bar tack
- ◆ Straight hem with side split

#### 4MSI- Available Sizes

*classic fit*

| ADULTS SIZES | S    | M    | L    | XL   | 2XL  | 3XL  | 4XL  | 5XL  |
|--------------|------|------|------|------|------|------|------|------|
| CHEST CM     | 56.5 | 58.5 | 60.5 | 64.5 | 67.5 | 71.5 | 75.5 | 79.5 |
| SP LENGTH CM | 71.5 | 73   | 74.5 | 76   | 77.5 | 79   | 80.5 | 82   |
| COLLAR CM    | 38   | 40   | 42   | 44   | 46   | 49   | 51   | 54   |

**NEW  
STYLE**

6EJ

# KNITTED EPAULETTE JUMPER

Ideal for work, this V-neck classic has plenty of practical features that also complete the look.



**Custom Colour**

Minimum 300pcs

NAVY

CHARCOAL

BLACK

## HARDWORKING STYLE

- ◆ 50% Wool for warmth, and 50% Acrylic for easy care
- ◆ Woven epaulette with Velcro closure on both shoulders
- ◆ Woven elbow patches and two woven patch pen pockets on sleeves
- ◆ Full needle 12 gauge
- ◆ Ribbed sleeve cuffs and basque

6EJ - Available Sizes

*classic fit*

| ADULTS SIZES | S  | M    | L  | XL   | 2XL | 3XL  | 4XL | 5XL  | 6/7XL |
|--------------|----|------|----|------|-----|------|-----|------|-------|
| CHEST CM     | 53 | 55.5 | 58 | 60.5 | 63  | 65.5 | 68  | 70.5 | 75.5  |
| SP LENGTH CM | 67 | 69   | 71 | 73   | 75  | 76   | 77  | 78   | 80    |

**NEW COLOUR**



6JHZ

# MENS CORPORATE 1/2 ZIP JUMPER

This stylish classic fit , 1/2 zip knitted jumper is perfect for those cooler days.



- ◆ Classic Fit
- ◆ 50% Wool for warmth, 50% Acrylic for easy care
- ◆ Full needle 12 guage
- ◆ Antique brass zip placket
- ◆ Ribbed cuff and basque
- ◆ Soft hand feel

### 6JHZ - Available Sizes

*classic fit*

| ADULTS SIZES | S  | M    | L  | XL   | 2XL | 3XL  | 4XL | 5XL  |
|--------------|----|------|----|------|-----|------|-----|------|
| CHEST CM     | 53 | 55.5 | 58 | 60.5 | 63  | 65.5 | 68  | 70.5 |
| SP LENGTH CM | 67 | 69   | 71 | 73   | 75  | 76   | 77  | 78   |

**NEW  
STYLE**



**Custom Colour**  
Minimum 300pcs

## COOL WEATHER STAPLE

- ◆ 50% Wool for warmth, and 50% Acrylic for easy care
- ◆ Full needle 12 gauge
- ◆ Fully fashioned and linked
- ◆ Long sleeves with cuffs, and bottom basque
- ◆ Classic fit



### 6J - Available Sizes

*classic fit*

| ADULTS SIZES | S  | M    | L  | XL   | 2XL | 3XL  | 4XL | 5XL  |
|--------------|----|------|----|------|-----|------|-----|------|
| CHEST CM     | 53 | 55.5 | 58 | 60.5 | 63  | 65.5 | 68  | 70.5 |
| SP LENGTH    | 67 | 69   | 71 | 73   | 75  | 76   | 77  | 78   |

6J1

## LADIES KNITTED JUMPER

Matching the men's this ladies version is a V-neck style, Urban fit knitted jumper, perfect for the cooler months.



**Custom Colour**  
Minimum 300pcs



## V-NECK STYLE

- ◆ 50% Wool for warmth, and 50% Acrylic for easy care
- ◆ Full needle 12 gauge
- ◆ Fully fashioned and linked
- ◆ Long sleeves with cuffs, and bottom basque
- ◆ Urban fit

### 6J1 - Available Sizes

**URBAN FIT**

| LADIES SIZES | 8    | 10 | 12   | 14 | 16   | 18 | 20   | 22 | 24   |
|--------------|------|----|------|----|------|----|------|----|------|
| BUST CM      | 40.5 | 43 | 45.5 | 48 | 50.5 | 53 | 55.5 | 58 | 60.5 |
| SP LENGTH CM | 58.5 | 60 | 61.5 | 63 | 64.5 | 66 | 67.5 | 69 | 70.5 |



# 6J KNITTED JUMPER

Everyone needs a reliable jumper for cooler days, and this stylish V-neck fits easily over a shirt, worn with or without a tie.



**Custom colours,**  
minimum 300.  
Please refer to page 542 for  
more information on how  
we can customise  
your apparel.



6J1CN

# LADIES CORPORATE CREW NECK JUMPER

6J1CN



## COMPLETE THE LOOK

- ◆ 50% Wool for warmth, and 50% Acrylic for easy care
- ◆ Full needle 12 gauge
- ◆ Full fashioned and linked
- ◆ Long sleeve with ribbed sleeve cuffs and basque
- ◆ Classic fit
- ◆ Soft hand feel

**6J1CN - Available Sizes**

*classic fit*

| LADIES SIZES | 8  | 10 | 12 | 14 | 16   | 18 | 20   | 22 | 24   |
|--------------|----|----|----|----|------|----|------|----|------|
| BUST CM      | 44 | 46 | 48 | 50 | 52   | 54 | 56.5 | 59 | 61.5 |
| SP LENGTH CM | 56 | 58 | 60 | 62 | 63.5 | 65 | 66.5 | 68 | 69   |



6JCN

# MENS CORPORATE CREW NECK JUMPER



- ◆ 50% Wool for warmth, 50% Acrylic for easy care
- ◆ Full needle 12 guage
- ◆ Ribbed cuff and basque
- ◆ Soft hand feel

### 6JCN - Available Sizes

*classic fit*

| ADULTS SIZES | S  | M    | L  | XL   | 2XL | 3XL  | 4XL | 5XL  |
|--------------|----|------|----|------|-----|------|-----|------|
| CHEST CM     | 53 | 55.5 | 58 | 60.5 | 63  | 65.5 | 68  | 70.5 |
| SP LENGTH CM | 67 | 69   | 71 | 73   | 75  | 76   | 77  | 78   |

**NEW  
STYLE**

6V

# KNITTED VEST

Matching the Ladies, this mens version is a Classic cut V-neck, comfort and style vest.



NAVY



CHARCOAL



BLACK

## THE LOOK

- ◆ 50% Wool for warmth, and 50% Acrylic for easy care
- ◆ Full needle 12 gauge
- ◆ Fully fashioned and linked

6V - Adults Available Sizes


*classic fit*

| ADULTS SIZES | S  | M    | L  | XL   | 2XL | 3XL  | 4XL | 5XL  |
|--------------|----|------|----|------|-----|------|-----|------|
| CHEST CM     | 53 | 55.5 | 58 | 60.5 | 63  | 65.5 | 68  | 70.5 |
| SP LENGTH CM | 65 | 67   | 69 | 71   | 73  | 74   | 75  | 76   |

6V1

# LADIES KNITTED VEST

A comfortable slim fit V-neck vest to lend warmth and style to your professional outfit.



NAVY



CHARCOAL



BLACK



## COMPLETE THE LOOK

- ◆ 50% Wool for warmth, and 50% Acrylic for easy care
- ◆ Full needle 12 gauge
- ◆ Fully fashioned and linked

6V1 - Available Sizes

*slim fit*

| LADIES SIZES | 8    | 10 | 12   | 14 | 16   | 18 | 20   | 22 | 24   |
|--------------|------|----|------|----|------|----|------|----|------|
| BUST CM      | 38.5 | 41 | 43.5 | 46 | 48.5 | 51 | 53.5 | 56 | 58.5 |
| SP LENGTH CM | 55.5 | 57 | 58.5 | 60 | 61.5 | 63 | 64.5 | 66 | 67.5 |

6V1CN

# LADIES CORPORATE CREW NECK VEST

JB's wear

[ ]

6V1CN



RED



NAVY



BLACK

## COOL WEATHER STAPLE

- ◆ 50% Wool for warmth, and 50% Acrylic for easy care
- ◆ Full needle 12 gauge
- ◆ Full fashioned and linked
- ◆ Ribbed basque, neck and armhole
- ◆ Classic fit
- ◆ Soft hand feel

### 6V1CN - Available Sizes

*classic fit*

| LADIES SIZES | 8  | 10 | 12 | 14 | 16   | 18 | 20   | 22 | 24   |
|--------------|----|----|----|----|------|----|------|----|------|
| BUST CM      | 44 | 46 | 48 | 50 | 52   | 54 | 56.5 | 59 | 61.5 |
| SP LENGTH CM | 56 | 58 | 60 | 62 | 63.5 | 65 | 66.5 | 68 | 69   |

6L1CN

# LADIES CORPORATE CREW NECK CARDIGAN



## A LAYER OF WARMTH

- ◆ 50% Wool for warmth, and 50% Acrylic for easy care
- ◆ Full needle 12 gauge
- ◆ Full fashioned and linked
- ◆ Ribbed sleeve cuffs and basque
- ◆ Classic fit
- ◆ Soft hand feel



RED



NAVY



BLACK

### 6L1CN - Available Sizes

| LADIES SIZES | 8  | 10 | 12 | 14 | 16   | 18 | 20   | 22 | 24   |
|--------------|----|----|----|----|------|----|------|----|------|
| BUST CM      | 46 | 48 | 50 | 52 | 54   | 56 | 58.5 | 61 | 63.5 |
| CB LENGTH CM | 56 | 58 | 60 | 62 | 63.5 | 65 | 66.5 | 68 | 69   |

*classic fit*

6LC

# LADIES KNITTED CARDIGAN

A wardrobe essential, this stylish, classic fit cardigan is knitted from a soft wool blend and finished with an open V-neck and button down front.



## WARMTH & STYLE

- ◆ 50% Wool for warmth, and 50% Acrylic for easy care
- ◆ Full needle 12 gauge
- ◆ Fully fashioned and linked

NAVY

CHARCOAL


BLACK

### 6LC - Available Sizes

| LADIES SIZES | 8  | 10 | 12 | 14 | 16   | 18 | 20   | 22 | 24   |
|--------------|----|----|----|----|------|----|------|----|------|
| BUST CM      | 46 | 48 | 50 | 52 | 54   | 56 | 58.5 | 61 | 63.5 |
| CB LENGTH CM | 55 | 57 | 59 | 61 | 62.5 | 64 | 65.5 | 67 | 68   |

*classic fit*

**Custom colours,**  
minimum 300.  
Please refer to page F42 for  
more information on how  
we can customise  
your apparel.

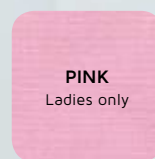


Unisex

4SRT Unisex, 4SRT1 Ladies

# SCRUBS TOP


These classic fit professional care scrubs are designed to add comfort to your day with multiple added features and the ability to be laundered industrially.




**PINK**  
Ladies only




**LT BLUE**



**ROYAL**



**GREEN**



**NAVY**



Ladies

## HOSPITAL ESSENTIAL

- ◆ 65% Polyester 35% Cotton 180gsm
- ◆ V-neck top, set-in sleeves, side vents, size identify colour loop sewn next to main label
- ◆ 4SRT Unisex features chest pocket with pen insert
- ◆ 4 lower pockets, key loop above lower pocket opening, reinforced pocketed openings

### 4SRT - Available Sizes

*classic fit*

| ADULTS SIZES | XS   | S  | M    | L  | XL   | 2XL | 3XL  | 4XL  | 5XL  |
|--------------|------|----|------|----|------|-----|------|------|------|
| CHEST CM     | 55.5 | 58 | 60.5 | 63 | 65.5 | 68  | 70.5 | 73   | 75.5 |
| SP LENGTH CM | 69.5 | 71 | 72.5 | 74 | 75.5 | 77  | 78.5 | 79.5 | 80.5 |

### 4SRT1 - Available Sizes

*classic fit*

| LADIES SIZES | 6    | 8  | 10   | 12 | 14   | 16 | 18   | 20 | 22   | 24 |
|--------------|------|----|------|----|------|----|------|----|------|----|
| BUST CM      | 48.5 | 51 | 53.5 | 56 | 58.5 | 61 | 63.5 | 66 | 68.5 | 71 |
| SP LENGTH CM | 66.5 | 68 | 69.5 | 71 | 72.5 | 74 | 75.5 | 77 | 78.5 | 80 |



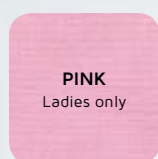
4SRP Unisex 4SRP1 Ladies

# SCRUBS PANT

These classic fit professional care scrubs are designed to add comfort to your day with multiple added features and the ability to be laundered industrially.

## HOSPITAL GRADE

- ◆ 65% Polyester 35% Cotton 180gsm
- ◆ Coloured drawcord for easy size identification
- ◆ 4SRP Unisex features 2 front pockets with hidden coin pocket and key loop, 4 cargo pockets with pen insert, reinforced pocket openings and fully elasticated waist with draw cord
- ◆ 4SRP1 Ladies features 2 front pockets with hidden coin pocket, 1 back hip pocket and key loop, flat front and elasticated back waistband with draw cord



Ladies



Unisex

### 4SRP1 - Available Sizes

| LADIES SIZES        | 6    | 8  | 10   | 12 | 14   | 16   | 18   | 20 | 22   | 24 |
|---------------------|------|----|------|----|------|------|------|----|------|----|
| 1/2 WAIST CM        | 35.5 | 38 | 40.5 | 43 | 45.5 | 48   | 50.5 | 53 | 55.5 | 58 |
| 1/2 WAIST STRETCHED | 51.5 | 53 | 54.5 | 56 | 57.5 | 59   | 60.5 | 62 | 63.5 | 65 |
| INNER LEG CM        | 73.5 | 75 | 76.5 | 78 | 79.5 | 80.5 | 81.5 | 82 | 82.5 | 83 |

*classic fit*

### 4SRP - Available Sizes

| ADULTS SIZES        | XS   | S  | M    | L  | XL | 2XL | 3XL | 4XL | 5XL |
|---------------------|------|----|------|----|----|-----|-----|-----|-----|
| 1/2 WAIST CM        | 33   | 35 | 37   | 39 | 40 | 41  | 42  | 43  | 44  |
| 1/2 WAIST STRETCHED | 47.5 | 50 | 52.5 | 55 | 57 | 59  | 61  | 63  | 65  |
| INNER LEG CM        | 72   | 74 | 76   | 79 | 81 | 83  | 84  | 85  | 86  |

*classic fit*





**NEW  
STYLE**


# 4SCT Unisex 4SCT1 Ladies CONTRAST SCRUBS TOP

Professional care scrubs are designed for all day comfort. Multiple added features with a contrast colour stripe.


- ◆ 65% polyester 35% cotton 180gsm
- ◆ V-neck top, set in sleeves, side vents, size identify colour loop sewn next to main label
- ◆ Contrast tape on collar and sleeve hem
- ◆ Two lower pockets, left hand pocket with pen insert
- ◆ 4SCT Left hand chest pocket with loop inside
- ◆ 4SCT1 right hand pocket with utility tape and loop




4SCT  
Unisex



NAVY/AQUA



NAVY/  
PEA GREEN



NAVY/RED



4SCT1  
Ladies

## 4SCT - Available Sizes

*classic fit*

| ADULTS SIZES | XS   | S  | M    | L  | XL   | 2XL | 3XL  | 4XL  | 5XL  |
|--------------|------|----|------|----|------|-----|------|------|------|
| CHEST CM     | 55.5 | 58 | 60.5 | 63 | 65.5 | 68  | 70.5 | 73   | 75.5 |
| SP LENGTH CM | 69.5 | 71 | 72.5 | 74 | 75.5 | 77  | 78.5 | 79.5 | 80.5 |

## 4SCT1- Available Sizes

*classic fit*

| LADIES SIZES | 6    | 8  | 10   | 12 | 14   | 16 | 18   | 20 | 22   | 24 |
|--------------|------|----|------|----|------|----|------|----|------|----|
| BUST CM      | 48.5 | 51 | 53.5 | 56 | 58.5 | 61 | 63.5 | 66 | 68.5 | 71 |
| SP LENGTH CM | 66.5 | 68 | 69.5 | 71 | 72.5 | 74 | 75.5 | 77 | 78.5 | 80 |

WE'VE done  
YOUR HOMEWORK  
FOR YOU



- 1 3KJ KIDS JUMPER / BOTTLE  
PAGE 227
- 2 4KFC BOYS FLAT COLLARED SHIRT / WHITE  
PAGE 231
- 3 4PK KIDS POPLIN SHIRT / LIGHT BLUE  
PAGE 229
- 4 4KB GIRLS SCHOOL BLOUSE / WHITE  
PAGE 230
- 5 7WUZP WARM UP ZIP PANTS / ROYAL  
PAGE 524
- 6 6HVSU KIDS HI VIS SAFETY VEST / LIME  
PAGE 393

3KJ

# KIDS KNITTED JUMPER

Classic fit, this comfy Wool blend jumper will fit over shirts and dresses for easy, everyday warmth.



BOTTLE



NAVY



### 3KJ - Kids Available Sizes

*classic fit*

| KIDS SIZES   | 4  | 6  | 8  | 10   | 12 | 14   |
|--------------|----|----|----|------|----|------|
| CHEST CM     | 33 | 36 | 39 | 42.5 | 46 | 49.5 |
| SP LENGTH CM | 43 | 47 | 51 | 55   | 59 | 63   |

## PERFECT FOR SCHOOL

- ◆ 50% Wool for warmth, and 50% Acrylic for easy care
- ◆ Full needle 12 gauge
- ◆ Fully fashioned and linked
- ◆ Set-in sleeves

**JB's**  
**School**  
**Wear**





## 4PK Short Sleeve KIDS POPLIN SHIRT

This easy-to-wear shirt features clean lines for a polished look.

### CLASSIC SCHOOL STYLE

- ◆ 65% Polyester for durability, and 35% Cotton Poplin for comfort
- ◆ 2-piece collar and collar stand
- ◆ Chest pocket
- ◆ Double back yoke with two inverted pleats
- ◆ Curved hem with traditional back tail
- ◆ Easy care fabric
- ◆ Individually packed in JB's logo bag with fit measurement guide

#### 4PK Short Sleeve

**4PK - Kids Available Sizes**

*classic fit*

| KIDS SIZES   | 4  | 6  | 8  | 10 | 12 | 14 |
|--------------|----|----|----|----|----|----|
| CHEST CM     | 40 | 43 | 46 | 49 | 52 | 55 |
| CB LENGTH CM | 57 | 61 | 65 | 69 | 73 | 77 |
| COLLAR CM    | 32 | 33 | 34 | 35 | 36 | 37 |

WHITE

#### 4PK Long Sleeve

**4PK - Kids Available Sizes**

*classic fit*

| KIDS SIZES   | 4  | 6  | 8  | 10 | 12 | 14 |
|--------------|----|----|----|----|----|----|
| CHEST CM     | 40 | 43 | 46 | 49 | 52 | 55 |
| CB LENGTH CM | 57 | 61 | 65 | 69 | 73 | 77 |
| COLLAR CM    | 32 | 33 | 34 | 35 | 36 | 37 |

LT BLUE



#### 4PK Long Sleeve

## KIDS POPLIN SHIRT

A perfect everyday wear shirt for school, cut to a classic fit.

# GIRLS SCHOOL BLOUSE

Perfect for school uniforms,  
a classic fit shirt to accommodate  
growing bodies..

WHITE



## TAILORED SCHOOL BLOUSE

- ◆ 65% Polyester 35% Cotton Poplin
- ◆ Traditional 2 piece collar and fold placket
- ◆ Double back yoke with 2 inverted pleats
- ◆ One reinforced front chest pocket
- ◆ Easy care fabric
- ◆ Straight hem with side splits
- ◆ 2 front princess lines
- ◆ Individually packed in JB's logo bag with fit measurement guide

### 4KB - Available Sizes

| GIRLS SIZES  | 8    | 10   | 12   | 14   | 16   | 18   | 20   | 22   | 24   |
|--------------|------|------|------|------|------|------|------|------|------|
| CHEST CM     | 43.5 | 45.5 | 47.5 | 49.5 | 51.5 | 53.5 | 55.5 | 57.5 | 59.5 |
| CB LENGTH CM | 56   | 59   | 62   | 64   | 66   | 68   | 70   | 72   | 74   |

*classic fit*

4KFC

# BOYS FLAT COLLAR SHIRT

Perfect for school uniforms, this classic fit shirt has customary features to keep everyone happy.



WHITE

## ESSENTIAL SCHOOL SHIRT

- ◆ 65% Polyester 35% Cotton Poplin
- ◆ Classic fit with flat collar
- ◆ Reinforced front chest pocket
- ◆ Straight hem with side splits
- ◆ Easy care fabric
- ◆ Individually packed in JB's logo bag with fit measurement guide.

**4KFC - Available Sizes**

| KIDS SIZES   | 4  | 6  | 8  | 10 | 12 | 14 | S  | M    | L  | XL   | 2XL |
|--------------|----|----|----|----|----|----|----|------|----|------|-----|
| CHEST CM     | 40 | 43 | 46 | 49 | 52 | 55 | 58 | 60.5 | 63 | 65.5 | 68  |
| CB LENGTH CM | 52 | 56 | 60 | 64 | 67 | 70 | 72 | 74   | 76 | 78   | 80  |

*classic fit*

