



Ultra-Sidewinder®

CABLE PROTECTION SYSTEM

Instructions

ASSEMBLY

- Ensure floor is level and without safety hazards
- Plan the distance needed and ensure that the proper number of parts is available (8 segments = 1 linear foot)
- Assemble main body segments by sliding the male end into the female end until parts snap together as shown in Figure 1
- Place end caps onto both ends in same fashion as the body segments to complete the system
- Press wires through the rubber tabs on the bottom such that they fit loosely in the cable channel as shown in Figure 2
- Lay the Ultra-Sidewinder® on the floor and check to ensure the system lays flat on the ground with wires properly contained as shown in Figure 3

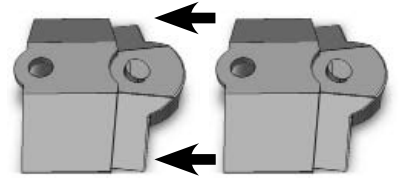


Figure 1: Slide parts together until they snap in place. Pull to ensure they are locked properly.

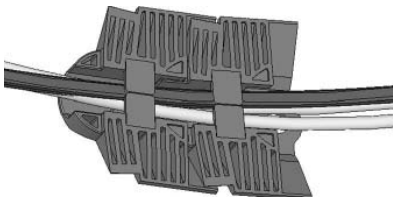
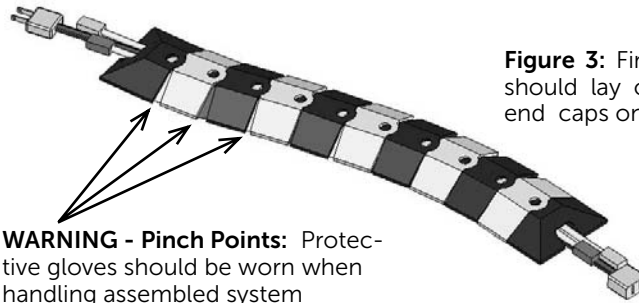


Figure 2: Push wires through rubber tabs into the cable channel. Ensure wires have room to move freely.



WARNING - Pinch Points: Protective gloves should be worn when handling assembled system

Figure 3: Final assembled system should lay on the floor flat with end caps on each side.

DISASSEMBLY

- Remove all cables from the Ultra-Sidewinder® Cable Protection System
- Push top tab in with screwdriver, or other blunt object, and slide segments apart as shown in Figure 4
- Store parts out of sunlight in clean, dry area

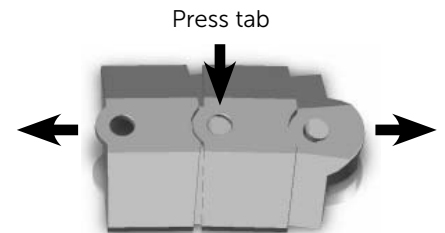


Figure 4: Press tab in and pull apart

OPERATING LIMITS

The Ultra-Sidewinder® Cable Protection System is designed for office or light industrial settings. The system is to be run on flat, stable surfaces, and is not designed to span gaps, holes or trenches. The system will allow a car or pickup truck to cross slowly (<5MPH), but is not designed for commercial motor vehicles, powered industrial trucks, or any other structure with rigid wheels. Capability must be tested under actual conditions.

CHEMICAL RESISTENCE

The Ultra-Sidewinder® Cable Protection System is resistant to aqueous acids, alkalis, concentrated hydrochloric and phosphoric acids, alcohols and animal, vegetable and mineral oils, but is damaged by glacial acetic acid, carbon tetrachloride, aromatic hydrocarbons, concentrated sulfuric, nitric acids, esters, ketones and ethylene dichloride. NOTE: The Ultra-Sidewinder® Cable Protection System does not protect cables from exposure to any chemicals, fumes, gases, vapors, or temperature extremes.

OPERATING TEMPERATURE -40°F to 120°F (-40°C to 49°C)

MATERIALS

Body segments and end caps comprised of ABS plastic, with Santoprene rubber tabs.

USE

The Ultra-Sidewinder® Cable Protection System is an innovative solution for running cables across floors. This system articulates left and right – allowing the system to turn corners and adapt to the layout of a room, while improving trip protection for pedestrians, as well as greater protection for the cables within. The system is perfect for industrial settings, conference rooms, office environments or other public spaces. It is intended for temporary installations only, and does not serve as conduit for permanent installation. User must comply with all applicable local, State and Federal regulations.

CAUTION: MISUSE MAY RESULT IN INJURY OR DAMAGE TO CABLES

- Do not use as foundation for ladders, scaffolding, or any other type of structure or concentrated load
- Use only on flat, solid surface. Should not be used on inclines, loose, or slippery surfaces.
- Pedestrians may trip or twist an ankle on the system if they are unaware of its presence
- Do not use as a work surface (e.g., cutting, drilling, hammering)
- Does not protect cables from environmental exposure or damage from below
- Ensure cables are compatible to be collocated in the Ultra-Sidewinder® Cable Protection System
- Spaces between segments can present pinch hazards when system is moved
- This product is not designed for use in wet environments
- The Ultra-Sidewinder® Cable Protection System will burn if exposed to open flame or temperatures above 200°F (100°C)

MAINTENANCE

Inspect the Ultra-Sidewinder® Cable Protection System frequently for damage. Remove any damaged part from operation and replace with new segment(s). Store in a clean, dry area away from exposure to sunlight or temperature extremes.

WARRANTY AND LIABILITY

LIMITED WARRANTY: UltraTech International, Inc. guarantees the Ultra-Sidewinder® Cable Protection System against defects in workmanship or materials for a period of six (6) months from the date of shipment or date of invoice, whichever is sooner. The product's use, installation and maintenance must be according to the instructions provided, or this warranty is void. Any alterations or modifications of the product will void this warranty. This warranty is restricted to the repair or replacement of the defective product, and no other warranty or remedy shall be provided. Specifically, this warranty does not cover reimbursement or payment for any damages beyond those listed above.

Any claim must be made in writing within six (6) months from the date of shipment or date of invoice, whichever is sooner. All products returned to UltraTech must be prepaid. If it is determined that the product is defective in material or workmanship, the repair or replacement plus freight will occur, at UltraTech's option, at no charge to the owner. All other return of product to the owner shall be at owner's expense.

UltraTech and its authorizing agents, employees and representatives expressly disclaim any and all other warranties, including the warranty of fitness for a particular purpose or use, and/or merchantability which might otherwise be applicable under any state or federal law.

LIMITED LIABILITY: UltraTech International, Inc. and its authorized agents, distributors and representatives do not guarantee the performance of the Ultra-Sidewinder® Cable Protection System as the manufacturer is unable to assure proper use by the customer. Proper use and environmental conditions are essential to the effectiveness of the product, as well as the safety of those using the same. The user is solely responsible for determining the suitability of the product for its intended use. The user assumes all risk and liability for the use of this product.

User specifically acknowledges receipt of proper instructions regarding the use of the product in the original packaging and disclaims any consequential damages to person or property, damages for loss of use, lost time, loss of profit, lost income, loss of the UltraTech product itself and/or other incidental or consequential damages other than as warranted by UltraTech's limited warranty. User accepts the responsibility of removing from service any product that becomes worn out, unstable, unfit for intended use or defective in any way such as to make the product a potential safety hazard. UltraTech is unable to undertake such obligations or responsibilities on behalf of the user as the user is in sole possession and control of the product.



UltraTech International, Inc.

1-904-292-1611

1-800-353-1611

www.SidewinderCableProtection.com

11542 Davis Creek Court, Jacksonville, Florida 32256 USA